



**FULTON
COUNTY**
LIBRARY
SYSTEM

BOARD OF TRUSTEES

MEETING
INFORMATION PACKET

OCTOBER 23, 2024



TABLE OF CONTENTS

TOPIC	PAGE#
BOARD OF TRUSTEES MEETING AGENDA	3
DIRECTOR'S REPORT	4-6
MONTHLY FINANCIAL REPORT	7
MONTHLY FINANCIAL REPORT - BY ORG TYPE	8-10
MONTHLY FINANCIAL GRAPHS	11-15
MONTHLY USAGE SUMMARY	16-17
MONTHLY SYSTEM CIRCULATION STAT	18
MONTHLY SYSTEM STATS AT-A-GLANCE	19
MONTHLY SYSTEM STATS AT-A-GLANCE - 3 RD QUARTER	20
MONTHLY SYSTEM STATS GRAPHS	21-23
2025 FULTON COUNTY LIBRARY BOARD OF TRUSTEES MEETING	24
2025 FULTON COUNTY LIBRARY SYSTEM HOLIDAY/CLOSING CALENDAR	25

FULTON COUNTY LIBRARY SYSTEM
BOARD OF TRUSTEES MEETING
OCTOBER 23, 2024



**FULTON COUNTY LIBRARY SYSTEM
BOARD OF TRUSTEES MEETING
OCTOBER 23, 2024 - 4:00 P.M.
AGENDA**

- I. Call to Order
- II. Public Comments
- III. Adoption of Agenda* Doc. #24-49
- IV. Approval of Minutes - August 28, 2024* Doc. #24-44
- V. Kimberly Snoddy-George, Branch Group Administrator, Courier & ADA Liaison
- VI. Chairman's Report
- VII. Work Orders Report - Paul Kaplan
- VIII. Director's Reports - August Doc. #24-48
 - Library Services and Trends
 - Monthly Financial Report - August Doc. #24-46
 - Monthly Usage Summary - August Doc. #24-47
- Director's Reports - September Doc. #24-52
 - Monthly Financial Report - September Doc. #24-50
 - Monthly Usage Summary - September Doc. #24-51
 - Library Closure Report - 3rd Quarter
 - FCLS Look Ahead Events/Programs
- IX. Unfinished Business
 - A. Central Library - Update
 - B. AFPL Foundation M.O.U. - Update
 - C. Fulton County Library System Dress Code Policy* Doc. #24-06
 - D. Fulton County Library System Code of Conduct Policy* Doc. #24-56
 - E. Fulton County Library System Loan Policy* Doc. #24-55
 - F. Rental Policy - Discussion
- X. New Business
 - A. 2025 Fulton County Library Board of Trustees Meeting Schedule* Doc. #24-53
 - B. 2025 Fulton County Library System Holiday/Closing Calendar* Doc. #24-54
- XI. Adjournment

*Action is anticipated on this item

Director's Report

Gayle H. Holloman, Executive Director

September 2024

Highlights

Author Visit

The Central Library staff were proud to present a Meet, Greet and Signing by Emmy Award-winning talk show host and journalist, Tamron Hall along with her good friend and co-writer, Chef, Lish Steiling. They held the attention of over 300 attendees as they professionally and humorously shared the details and fun that went into writing their cookbook, *A Confident Cook*.

The first 100 participants received a complimentary book from the Central Library. Brave & Kind Bookshop was on hand for those who wanted to purchase a copy.

Stitching Stories: A Quiltmaker's Journey

In September, staff at the Buckhead Library had the pleasure of highlighting the work of award-winning Atlanta quilter, Ms. Nicole Blackwell. It was a one-of-a-kind exhibition as it was a first the first time featured at that branch. Ms. Blackwell has received many honors and awards such as:

- Guest designer for the National Quilt Museum – Block of the Month Club (November 2022)
- Atlanta Quilt Festival 2013 – Place: 1st Place (tied)
- National Quilt Museum – Say Your Piece
- Honored in Quilt Japan Magazine

On September 14th, a reception/art talk was held at the Buckhead Library for Ms. Blackwell. She had many patrons and family members there in support of her. Sips and homemade strawberry cake were served to all attendees and made for a delightful & delicious afternoon. Ms. Blackwell's show will be on display until Friday, October 18, 2024.

More...

Throughout the Library System, the following observances were held:


1. National Hispanic Heritage Month

2. National Library Card Sign-up Month
3. Roald Dahl Day September 14th
4. Constitution Day & Citizenship Day- September 17th
5. Banned Books Week- September 22nd-28th

Libraries offered Yoga, Tai Chi, and Pilates classes; storytime and craft programs; and workshops on Dementia. Outreach Services continued to attend numerous Commissioner sponsored events, taking the bookmobile around the County, providing information, library cards and items for checkout.


Volunteer Services

In September, Library staff worked with 562 volunteers serving 3,771 hours across 30 branches. In Q3, staff worked with 890 volunteers serving 12,637 hours across 32 branches, bringing the 2024 total, so far, to 1,456 volunteers serving 38,595 hours across 32 branches.



REGISTER TODAY!

**TAMRON HALL
AND LISH STEILING
A CONFIDENT
COOK**



**MEET + GREET + SIGNING
TAMRON HALL & LISH STEILING**

**FRIDAY, SEPTEMBER 13TH, 2024
6:00 PM**

In partnership with Brave + Kind Bookshop, we are excited to host a meet & greet and book signing for: **A Confident Cook, Recipes for Joyous, No Pressure Fun in the Kitchen.** A new cookbook for beginners and curious cooks by Emmy Award-winning talk show host and journalist Tamron Hall and her good friend, award-winning chef Lish Steiling.

The first 100 participants will receive a complimentary book from Central Library. Additional copies can be purchased from Brave + Kind Bookshop:
www.braveandkindbooks.com/products/tamron-hall



Central Library
RSVP at



One Margaret Mitchell Sq NW
Atlanta, Ga 30303
404-612-8700

All programs are free and open to the public.

Citizens needing reasonable accommodations due to disability, including communications in an alternate format, please contact your Fulton County Public Library System location, in-person, by telephone (TTY 711). All Programs are free and open to the public.

CONNECT WITH US



FULTON COUNTY LIBRARY SYSTEM

MONTHLY FINANCIAL REPORT - TOTAL LIBRARY

AS OF SEPTEMBER 30, 2024

Doc. #24-50

SERVICE	BUDGET	2024 SEPTEMBER	2024 YTD	2024 YTD	2024 YTD	2024 YTD	BUDGET
TYPE	ALLOCATION	EXPENDITURES	EXPENDITURES	ENCUMBRANCE	COMMITTED	% COMMITTED	BALANCE
REG SALARY	15,136,566	1,166,881	10,949,683	-	10,949,683	72%	4,186,883
PART TIME SALARY	536,034	38,688	302,868	-	302,868	57%	233,166
BENEFITS	8,016,213	579,154	5,369,894	-	5,369,894	67%	2,646,319
BOOKS	3,442,670	588,339	2,663,527	626,926	3,290,453	96%	152,217
OFFICE EQUIP. REPAIR	67,352	-	6,291	61,057	67,348	100%	4
EQUIPMENT	67,000	10,643	21,316	8,392	29,708	44%	37,292
OFFICE FURNITURE	3,500	-	615	-	615	18%	2,885
PROFESSIONAL SERV	26,800	2,634	14,003	2,860	16,863	63%	9,937
COPIER MACHINE	226,000	-	86,206	-	86,206	38%	139,794
COPIER PAPER	500	-	-	-	-	0%	500
SUPPLIES	146,238	16,042	92,922	12,501	105,423	72%	40,815
COMPUTER HARDWARE	651,400	-	361,274	6,675	367,949	56%	283,451
RENT	238,750	-	38,911	81,019	119,929	50%	118,821
OTHER SERVICES	570,974	20,027	316,838	51,350	368,188	64%	202,786
TRAVEL/CONFERENCE	11,500	2,310	10,194	-	10,194	89%	1,306
HOPITALITY	28,420	-	309	4,891	5,200	18%	23,220
VEHICLE MAINTENANCE	31,511	-	926	-	926	3%	30,585
GENERAL INSURANCE	622,596	18,148	568,154	-	568,154	91%	54,443
ARTS-CFS	750	-	-	-	-	0%	750
CONTINGENCY	2,244	-	-	-	-	0%	2,244
TOTAL	29,827,018	2,442,864	20,803,931	855,671	21,659,602	73%	8,167,416

FULTON COUNTY LIBRARY SYSTEM
MONTHLY FINANCIAL REPORT - BY ORG TYPE

AS OF SEPTEMBER 30, 2084

ORGANIZATION	SERVICE	2024 BUDGET	SEPTEMBER	2024 YTD	2024 YTD	2024 YTD	2024 YTD	BUDGET
TYPE	TYPE	ALLOCATION	EXPENDITURES	EXPENDITURES	ENCUMBRANCE	COMMITTED	COMMITTED	BALANCE
PUBLIC SERVICE	REG SALARY	11,295,656	855,247	8,123,395	-	8,123,395	72%	3,172,261
	PART TIME SALARY	536,034	38,688	302,868	-	302,868	57%	233,166
	BENEFITS	6,065,635	432,843	4,073,960	-	4,073,960	67%	1,991,675
	BOOKS	2,632,811	588,339	1,854,676	626,926	2,481,602	94%	151,209
	OFFICE EQUIP. REPAIR	63,852	-	6,291	57,557	63,848	100%	4
	EQUIPMENT	25,000	212	1,835	5,273	7,107	28%	17,893
	OFFICE FURNITURE	1,500	-	615	-	615	41%	885
	PROFESSIONAL SERV	20,000	2,634	13,773	2,646	16,419	82%	3,581
	COPIER MACHINE	225,000	-	86,206	-	86,206	38%	138,794
	SUPPLIES	48,200	3,755	28,714	2,090	30,804	64%	17,396
	RENT	238,750	-	38,911	81,019	119,929	50%	118,821
	OTHER SERVICES	279,687	14,361	203,148	-	203,148	73%	76,539
	HOSPITALITY EXPENSE	14,400	-	41	-	41	0%	14,359
	VEHICLE MAINTENANCE	3,000	-	65	-	65	2%	2,935
	GENERAL INSURANCE	404,826	-	404,826	-	404,826	100%	-
	ARTS-CFS	750	-	-	-	-	0%	750
	CONTINGENCY	2,244	-	-	-	-	0%	2,244
Total		21,857,345	1,936,078	15,139,325	775,511	15,914,836	73%	5,942,510

FULTON COUNTY LIBRARY SYSTEM
MONTHLY FINANCIAL REPORT - BY ORG TYPE

AS OF SEPTEMBER 30, 2084

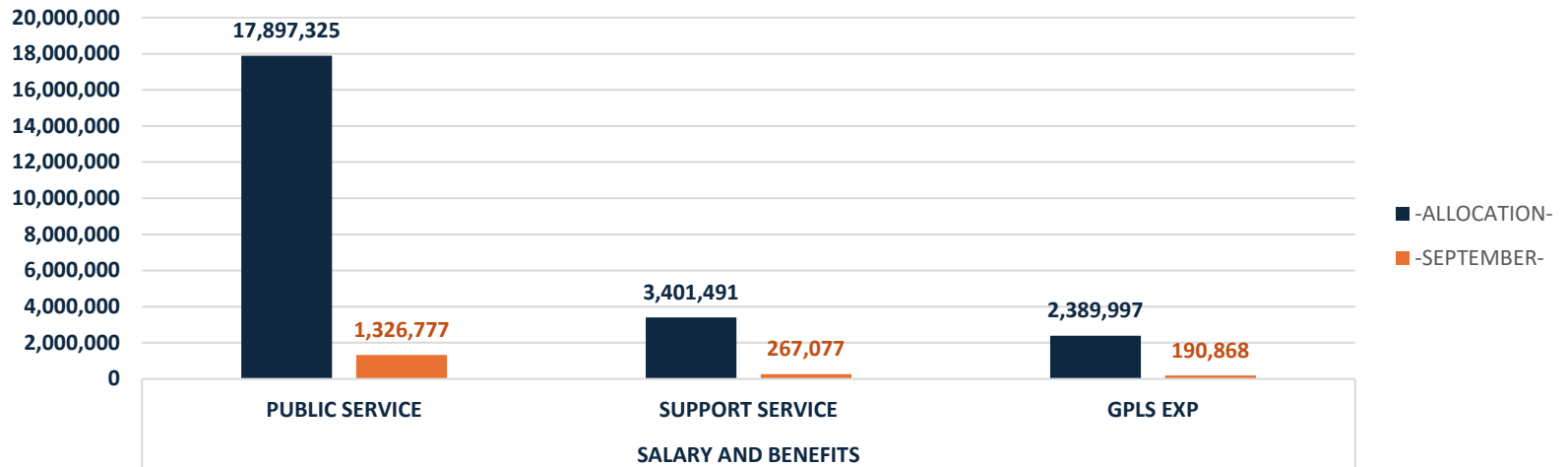
ORGANIZATION	SERVICE	2024 BUDGET	SEPTEMBER	2024 YTD	2024 YTD	2024 YTD	2024 YTD	BUDGET
TYPE	TYPE	ALLOCATION	EXPENDITURES	EXPENDITURES	ENCUMBRANCE	COMMITTED	COMMITTED	BALANCE
SUPPORT SERVICE	REG SALARY	2,199,388	178,355	1,575,367	-	1,575,367	72%	624,021
	BENEFITS	1,202,103	88,721	762,668	-	762,668	63%	439,436
	OFFICE EQUIP. REPAIR	3,500	-	-	3,500	3,500	100%	-
	EQUIPMENT	42,000	10,431	19,482	3,120	22,601	54%	19,399
	OFFICE FURNITURE	2,000	-	-	-	-	0%	2,000
	PROFESSIONAL SERV	6,800	-	230	214	444	7%	6,356
	COPIER MACHINE	1,000	-	-	-	-	0%	1,000
	COPIER PAPER	500	-	-	-	-	0%	500
	SUPPLIES	98,038	12,288	64,208	10,411	74,619	76%	23,419
	COMPUTER HARDWARE	651,400	-	361,274	6,675	367,949	56%	283,451
	OTHER SERVICES	291,287	5,666	113,690	51,350	165,040	57%	126,247
	TRAVEL/CONFERENCE	11,500	2,310	10,194	-	10,194	89%	1,306
	HOPITALITY	14,020	-	268	4,891	5,159	37%	8,861
	VEHICLE MAINTENANCE	28,511	-	860	-	860	3%	27,651
	GENERAL INSURANCE	217,770	18,148	163,328	-	163,328	75%	54,443
Total		4,769,817	315,919	3,071,568	80,160	3,151,728	66%	1,618,090

FULTON COUNTY LIBRARY SYSTEM
MONTHLY FINANCIAL REPORT - BY ORG TYPE

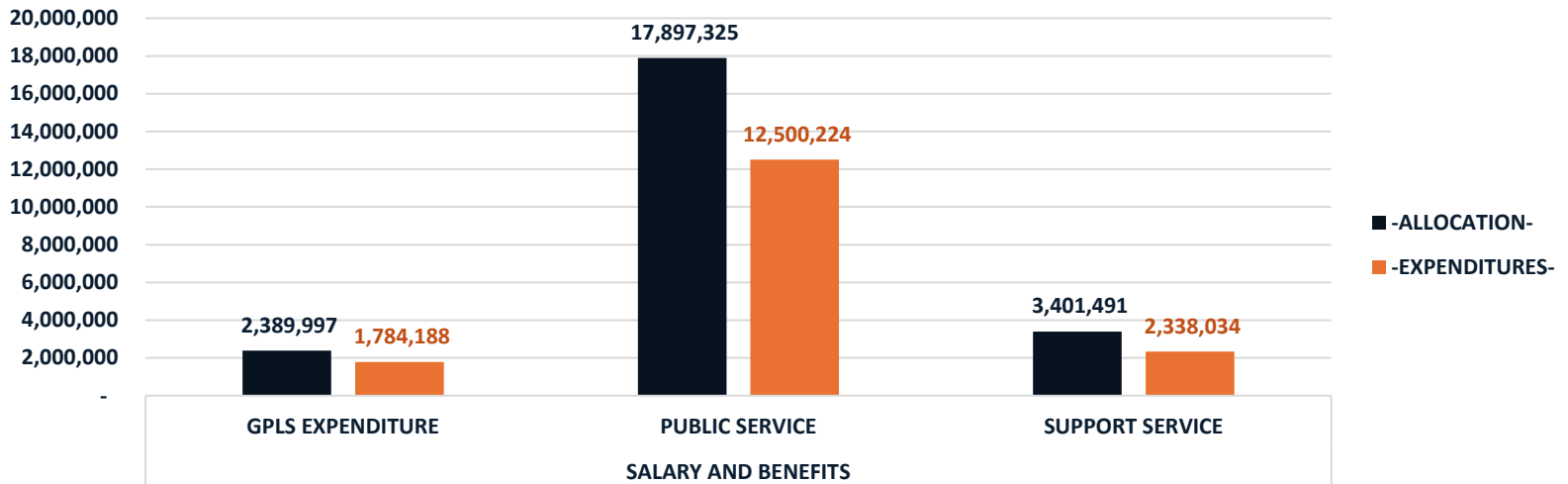
AS OF SEPTEMBER 30, 2084

ORGANIZATION	SERVICE	2024 BUDGET	SEPTEMBER	2024 YTD	2024 YTD	2024 YTD	2024 YTD	BUDGET
TYPE	TYPE	ALLOCATION	EXPENDITURES	EXPENDITURES	ENCUMBRANCE	COMMITTED	COMMITTED	BALANCE
GPLS EXPENDITURE	REG SALARY	1,641,522	133,278	1,250,922	-	1,250,922	76%	390,600
	BENEFITS	748,475	57,590	533,266	-	533,266	71%	215,209
	BOOKS	809,859	-	808,851	-	808,851	100%	1,008
Total		3,199,856	190,868	2,593,039	-	2,593,039	81%	606,817

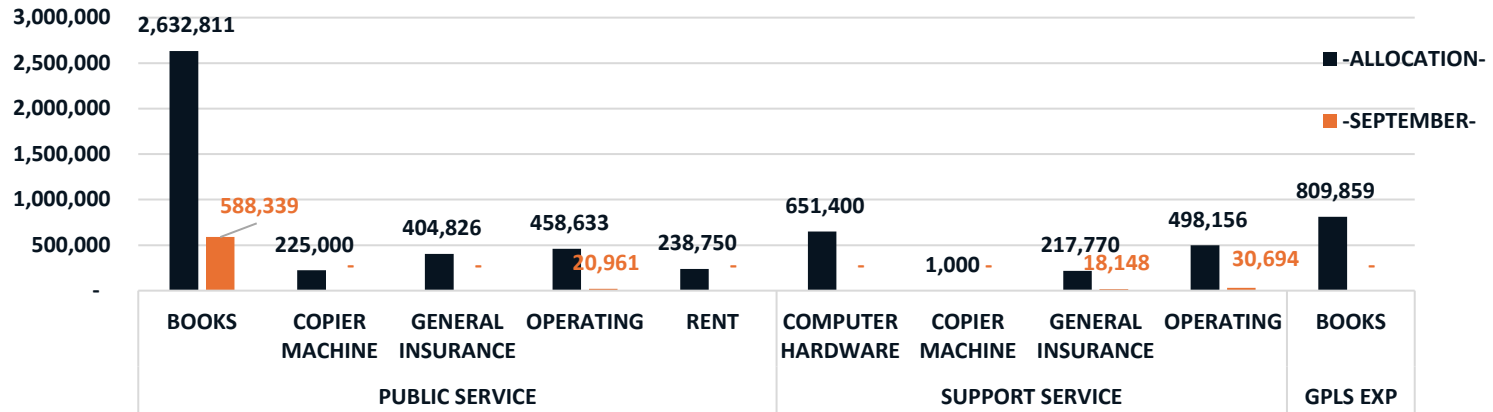
September Salary and Benefits by Program



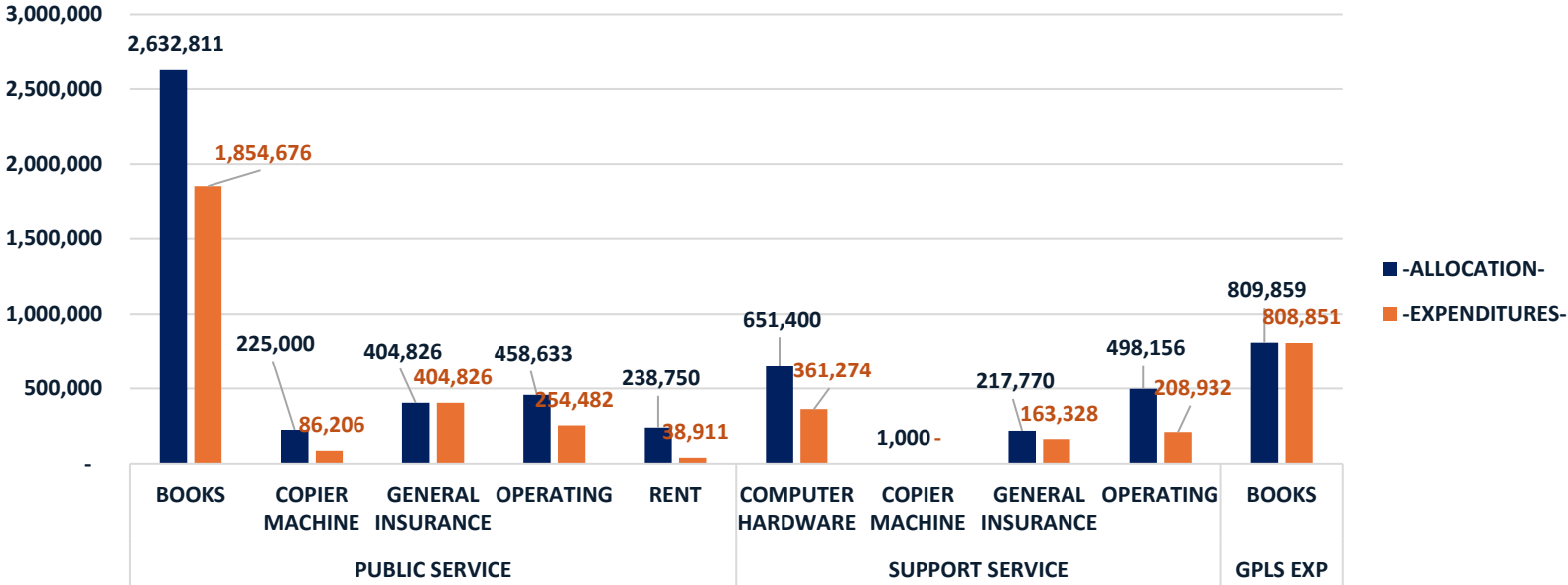
Year-To-Date Salary and Benefits by Program



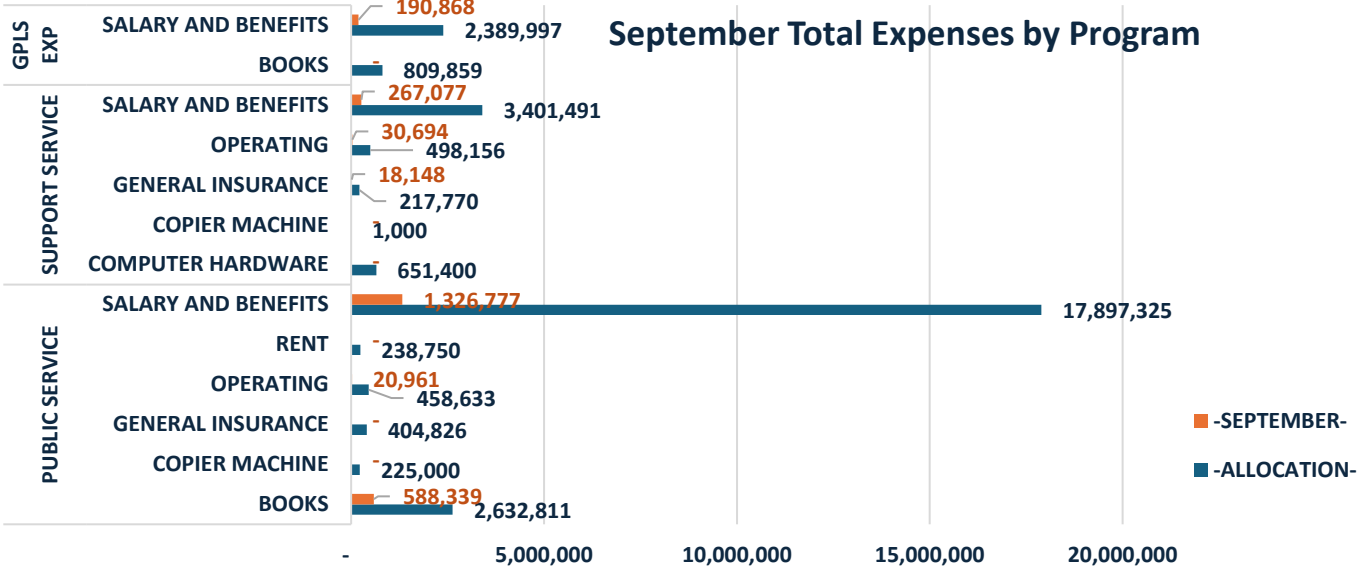
September Operating Expenses by Program



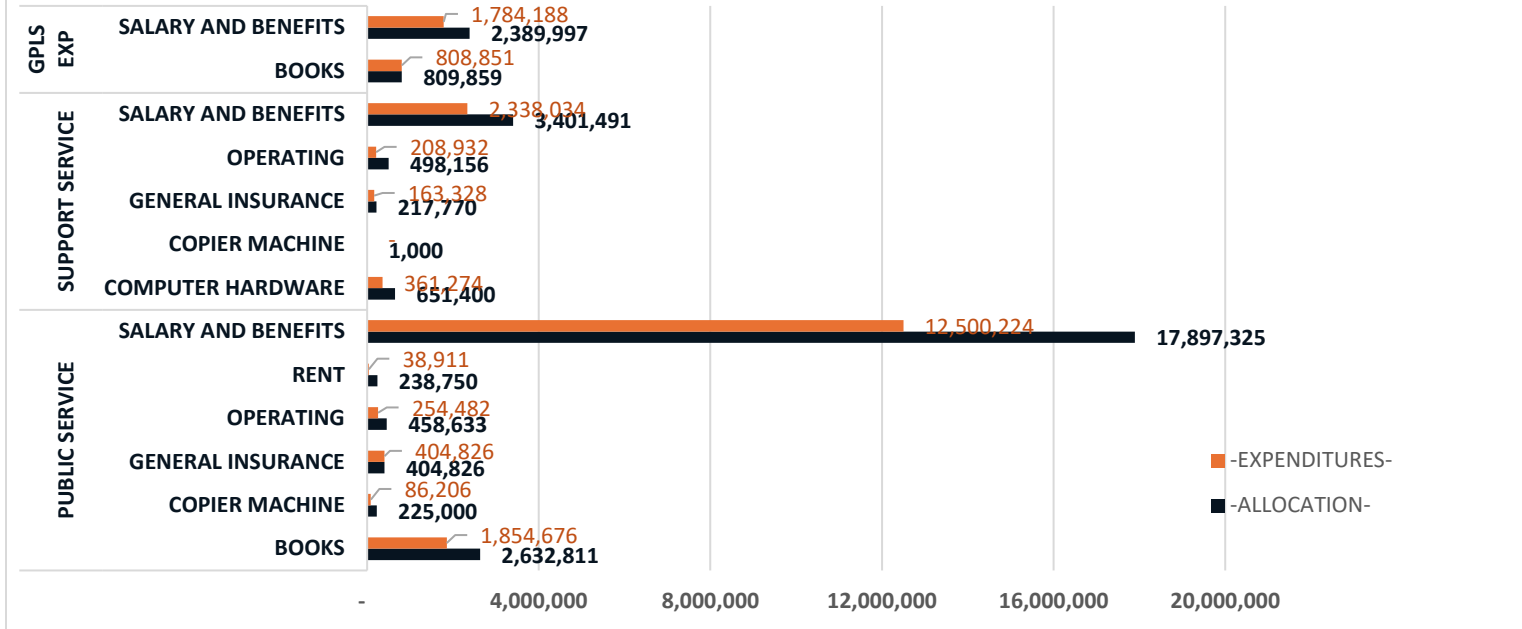
Year-To-Date Expenses by Program



September Total Expenses by Program



Grand Total Expenses by Program



Monthly Usage Summary - September 2024

Doc # 24-51

Activity and Description	2024	YTD	2023	YTD	YTD % +/-
Circulation					
Total number of items checked out of the library	181305	1763155	196765	1717501	3%
Holds					
Number of requests by patrons	46,462	434078	46947	426911	2%
Visits					
Number of people entering a library for any reason	186443	1921956	507451	2633217	-27%
Computer/Internet Usage					
Number of computer sessions (Internet access and office software)	70651	591781	76006	645633	-8%
Number of hours of computer use	27,766	232710	31034	262980	-12%
Web Page Visits					
Number of times people have visited the library's websites	1195007	11664377	1217150	9405186	24%
Web Visitors					
Number of people who visited the library's websites	199,972	1946054	200957	1645082	18%
Virtual Circulation					
Number of materials downloaded or streamed	160582	1480263	149570	1277600	16%
Virtual Circulation Users					
Number of people who downloaded or streamed	35521	318347	30677	263828	21%
Children's programs					
Library sponsored programs offered for children (birth - 12)	285	2524	320	2465	2%
Number of people attending programs	6029	72422	6352	69777	4%
Teen Programs					
Library sponsored programs offered for teens (13 - 17)	113	895	59	396	126%
Number of people attending programs	1113	10463	636	2549	310%
Adult Programs					
Library sponsored programs offered for adults (18 +)	361	2907	297	2651	10%
Number of people attending programs	3835	32853	3678	35906	-9%
Programs - Total					
Library sponsored programs offered (includes all-ages not counting)	954	7994	851	6536	22%
Number of people attending programs	16765	166063	18291	137231	21%
Meeting Rooms					
Non-library sponsored meetings or activities scheduled	336	2969	384	2994	-1%
Number of people attending meetings or activities	5451	46390	5351	47871	-3%

September 2024 Executive Write Up

On September 12th OverDrive informed us that there was an error and a fix to magazine checkouts. As a result, the magazine checkout numbers are lower than usual from August 13 - September 11, and there is an increase in magazine checkouts from September 11-13.

The PC that tracks library visits at the East Atlanta Library is broken. We are awaiting a replacement from IT. Once that PC is replaced, the visits for past months will be reported.

Fulton County Library System Circulation Stats - September 2024

AGENCY NAME	ADULT	JUVENILE	Y/A	OTHER	Month-2024 TOTAL	Month-2023 TOTAL	INCREASE/ DECREASE	PERCENT CHANGE	YTD 2024 CIRC	YTD 2023 CIRC	INCREASE/ DECREASE	PERCENT CHANGE
ADAMS PARK	391	415	51	0	857	1072	-215	-20.06%	8,698	7,513	1,185	15.77%
ADAMSVILLE/COLLIER HEIGHTS	504	631	96	0	1231	1169	62	5.30%	12,265	9,680	2,585	26.70%
ALPHARETTA	5382	12043	591	20	18036	21140	-3104	-14.68%	181,994	196,845	-14,851	-7.54%
BUCKHEAD	4302	6279	263	9	10853	9410	1443	15.33%	95,030	84,320	10,710	12.70%
CLEVELAND AVE	24	0	0	0	24	122	-98	-80.33%	204	5,535	-5,331	-96.31%
COLLEGE PARK	759	1335	86	4	2184	1614	570	35.32%	18,546	12,037	6,509	54.07%
DOGWOOD	303	321	45	2	671	1277	-606	-47.45%	7,977	10,810	-2,833	-26.21%
EAST ATLANTA	1612	3695	127	1	5435	5982	-547	-9.14%	43,378	52,316	-8,938	-17.08%
EAST POINT	71	28	3	0	102	2079	-1977	-95.09%	1,150	16,794	-15,644	-93.15%
EAST ROSWELL	4046	7233	295	19	11593	12343	-750	-6.08%	115,071	112,990	2,081	1.84%
EVELYN G. LOWERY @ CASCADE	932	1258	113	0	2303	2137	166	7.77%	20,571	18,772	1,799	9.58%
FAIRBURN	701	1069	70	0	1840	1709	131	7.67%	14,859	13,532	1,327	9.81%
GLADYS S. DENNARD @ SOUTH FULTON	1250	2028	141	0	3419	3719	-300	-8.07%	29,721	25,081	4,640	18.50%
HAPEVILLE	715	1080	94	8	1897	1629	268	16.45%	17,194	13,026	4,168	32.00%
JOAN P. GARNER @ PONCE DE LEON	5082	5590	316	11	10999	10445	554	5.30%	98,574	92,900	5,674	6.11%
KIRKWOOD	1852	4044	153	1	6050	5705	345	6.05%	58,559	46,860	11,699	24.97%
LOUISE WATLEY @ SOUTHEAST ATLANTA	791	1295	172	1	2259	1627	632	38.84%	19,303	15,158	4,145	27.35%
MARTIN LUTHER KING, JR	56	53	3	0	112	943	-831	-88.12%	2,057	9,173	-7,116	-77.58%
MECHANICSVILLE	263	293	48	1	605	666	-61	-9.16%	5,962	4,618	1,344	29.10%
METROPOLITAN	1439	3263	77	3	4782	4783	-1	-0.02%	44,869	41,142	3,727	9.06%
MILTON	3979	9330	362	6	13677	15653	-1976	-12.62%	144,965	126,190	18,775	14.88%
NORTHEAST/SPRUILL OAKS	2658	6429	370	2	9459	10073	-614	-6.10%	95,936	93,601	2,335	2.49%
NORTHSIDE	2988	5630	255	7	8880	9599	-719	-7.49%	93,284	85,020	8,264	9.72%
NORTHWEST @ SCOTTS CROSSING	1005	2254	122	1	3382	4063	-681	-16.76%	29,184	34,567	-5,383	-15.57%
OCEE	4528	12301	697	13	17539	18380	-841	-4.58%	164,396	157,608	6,788	4.31%
PALMETTO	495	1016	27	0	1538	1428	110	7.70%	14,195	13,184	1,011	7.67%
PEACHTREE	589	335	22	0	946	4391	-3445	-78.46%	31,667	39,172	-7,505	-19.16%
ROSWELL	5229	9005	326	13	14573	14729	-156	-1.06%	138,038	133,266	4,772	3.58%
SANDY SPRINGS	6597	9784	509	7	16897	19622	-2725	-13.89%	174,370	167,017	7,353	4.40%
WASHINGTON PARK	444	618	55	5	1122	1702	-580	-34.08%	12,640	13,846	-1,206	-8.71%
WEST END	703	701	47	2	1453	1683	-230	-13.67%	11,329	11,863	-534	-4.50%
WOLFCREEK	1142	2048	149	4	3343	3300	43	1.30%	30,272	29,254	1,018	3.48%
BRANCHES TOTAL	60832	111404	5685	140	178061	194194	-16133	-8.31%	1,736,258	1,693,690	42,568	2.51%
CENTRAL	2070	993	119	10	3192	2461	731	29.70%	26,188	22,999	3,189	13.87%
OUTREACH SERVICES	0	0	0	0	0	2	-2	-100.00%	23	17	6	35.29%
AUBURN AVENUE RESEARCH	52	0	0	0	52	108	-56	-51.85%	686	795	-109	-13.71%
SYSTEM TOTAL	62954	112397	5804	150	181305	196765	-15460	-7.86%	1,763,155	1,717,501	45,654	2.66%

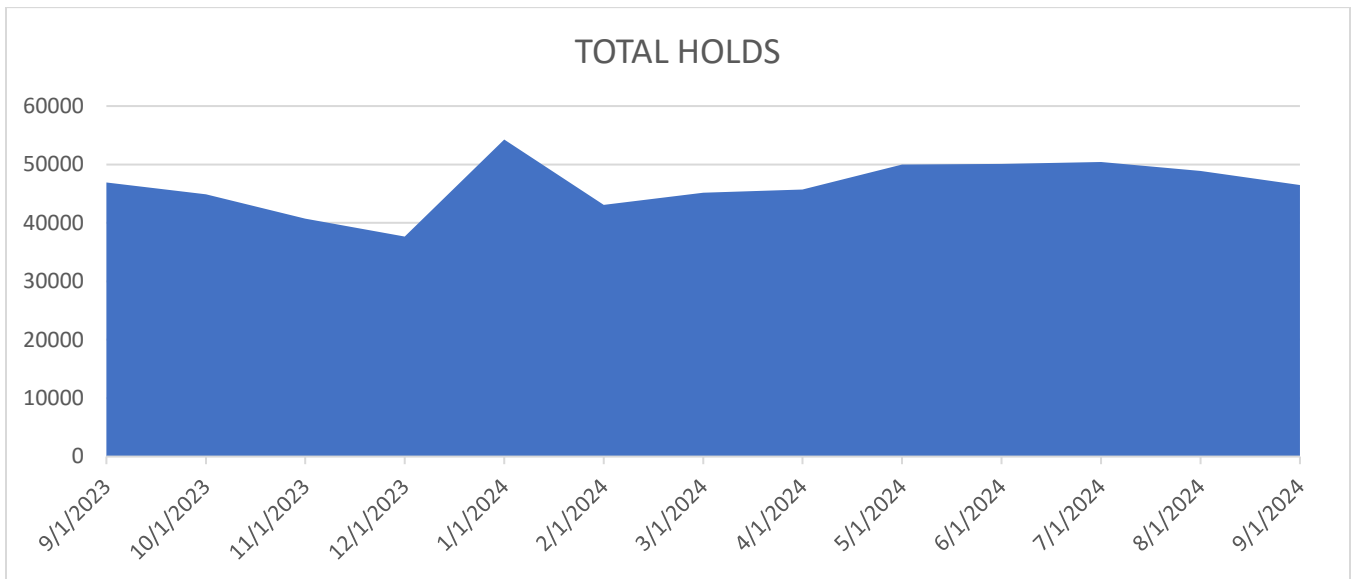
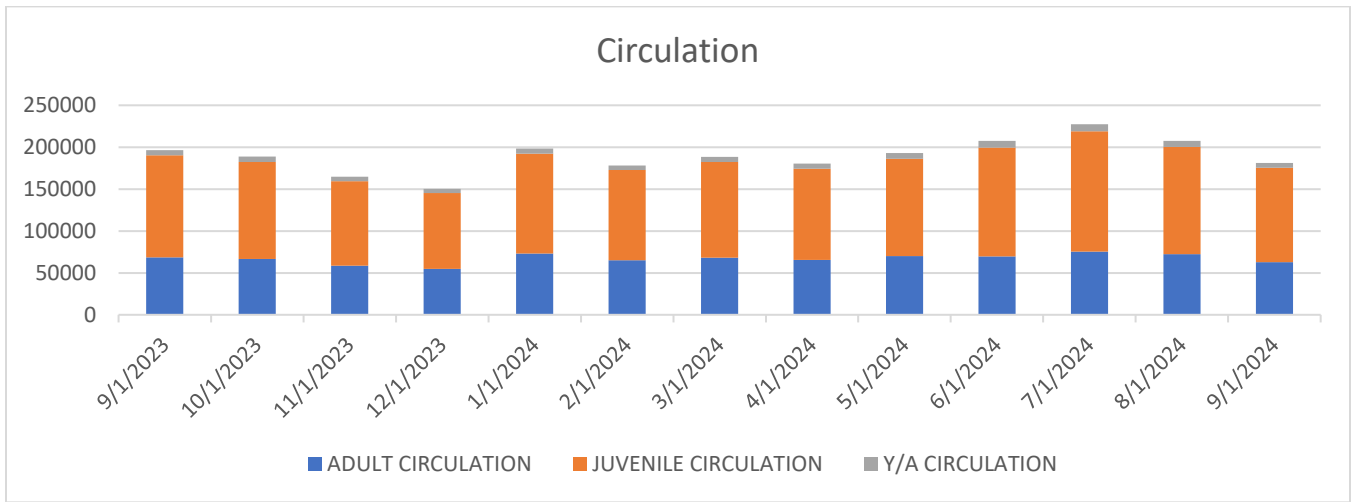
FULTON COUNTY SYSTEM STATS AT A GLANCE - September 2024

AGENCY NAME	TOTAL CIRCULATION	TOTAL REGISTRATIONS	COMPUTER USAGE	LIBRARY VISITS	NUMBER OF PROGRAMS	PROGRAM ATTENDANCE	NUMBER OF MEETINGS	MEETING ATTENDANCE	VOTER REGISTRATIONS
ADAMS PARK	857	109	1915	3,856	10	10	0	0	0
ADAMSVILLE/COLLIER HEIGHTS	1,231	84	3316	3,861	32	186	4	35	23
ALPHARETTA	18,036	720	1429	12,783	49	939	24	475	5
BUCKHEAD	10,853	663	2401	7,302	31	816	39	1172	5
CLEVELAND AVE	24	21	0	0	0	0	0	0	0
COLLEGE PARK	2,184	177	4640	5,289	10	88	5	62	0
DOGWOOD	671	62	1189	5,138	9	62	10	41	4
EAST ATLANTA	5,435	280	1700	0	9	101	3	41	0
EAST POINT	102	101	0	0	0	0	0	0	0
EAST ROSWELL	11,593	324	681	5,410	26	387	6	47	0
EVELYN G. LOWERY @ CASCADE	2,303	229	2608	1,104	25	564	28	248	5
FAIRBURN	1,840	163	706	2,763	21	243	0	0	0
GLADYS S. DENNARD @ SOUTH FULTON	3,419	392	3747	5,499	44	1051	8	65	5
HAPEVILLE	1,897	113	1967	6,238	17	205	16	180	21
JOAN P. LOWERY @ PONCE DE LEON	10,999	463	6400	7,464	27	287	4	45	2
KIRKWOOD	6,050	182	500	4,948	10	424	6	32	0
LOUISE WATLEY @ SOUTHEAST ATLANTA	2,259	134	2181	4,030	72	583	9	100	0
MARTIN LUTHER KING, JR	112	56	3	0	0	0	0	0	0
MECHANICSVILLE	605	63	2351	2,691	2	23	7	91	0
METROPOLITAN	4,782	203	3310	5,549	39	357	36	419	0
MILTON	13,677	527	499	6,132	81	1326	7	105	5
NORTHEAST/SPRUILL OAKS	9,459	262	787	5,160	37	728	11	206	8
NORTHSIDE	8,880	291	548	5,048	24	699	2	25	0
NORTHWEST @ SCOTTS CROSSING	3,382	131	1994	9,549	16	312	6	112	0
OCEE	17,539	510	528	9,947	31	588	6	112	0
PALMETTO	1,538	125	338	4,210	24	136	14	210	0
PEACHTREE	946	161	0	0	0	0	0	0	0
ROSWELL	14,573	459	1440	4,557	51	720	18	274	1
SANDY SPRINGS	16,897	555	3657	15,753	49	582	9	68	8
WASHINGTON PARK	1,122	29	2067	4,229	9	100	5	65	3
WEST END	1,453	123	1849	5,312	8	38	6	22	2
WOLFCREEK	3,343	247	877	4,487	28	357	26	491	0
BRANCHES TOTAL	178,061	7,959	55,628	158,309	791	11,912	315	4,743	97
CENTRAL	3,192	816	14964	25,724	124	3742	21	708	14
VIRTUAL PROGRAMS					19	259			
OUTREACH VIRTUAL PROGRAMS	0	8	0	0	10	504	0	0	0
AUBURN AVENUE RESEARCH	52	2	59	2,410	10	348	0	0	0
SYSTEM TOTAL	181,305	8,785	70,651	186,443	954	16,765	336	5,451	111

FULTON COUNTY SYSTEM STATS AT A GLANCE - Q3 2024

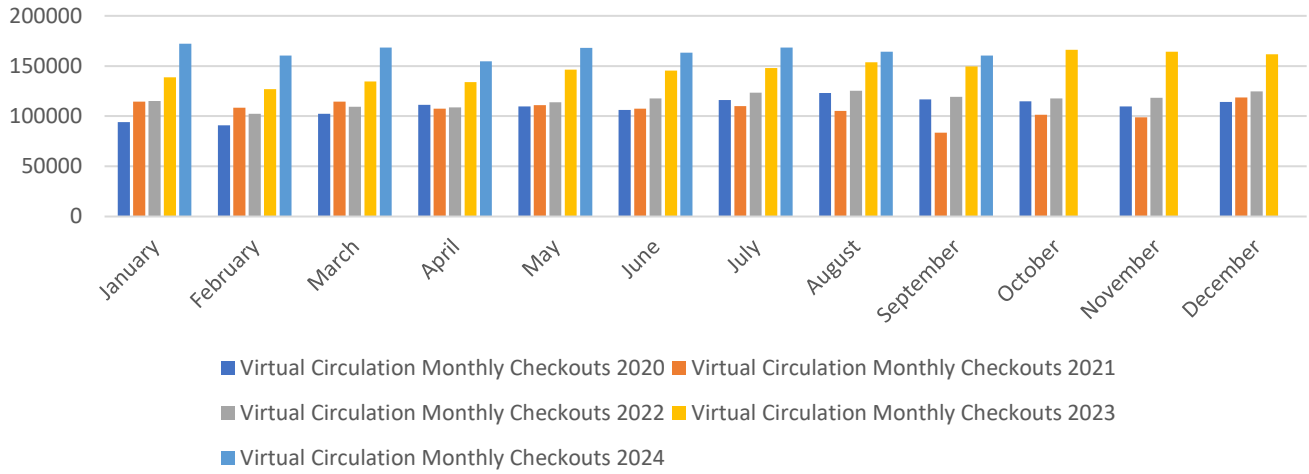
AGENCY NAME	TOTAL CIRCULATION	TOTAL REGISTRATIONS	COMPUTER USAGE	LIBRARY VISITS	NUMBER OF PROGRAMS	PROGRAM ATTENDANCE	NUMBER OF MEETINGS	MEETING ATTENDANCE	VOTER REGISTRATIONS
ADAMS PARK	2,640	306	6,203	13,067	44	49	0	0	0
ADAMSVILLE/COLLIER HEIGHTS	3,920	257	9,647	12,748	90	595	12	95	36
ALPHARETTA	63,452	2,460	4,602	46,767	156	3,982	66	1,578	5
BUCKHEAD	35,057	2,218	7,135	28,652	89	2,702	79	2,232	6
CLEVELAND AVE	73	70	0	0	0	0	0	0	0
COLLEGE PARK	6,706	525	14,850	17,971	27	449	18	209	0
DOGWOOD	2,419	235	4,270	15,140	37	255	16	96	6
EAST ATLANTA	11,783	843	4,226	55	21	267	5	61	0
EAST POINT	384	275	0	0	0	0	0	0	0
EAST ROSWELL	40,621	1,057	2,245	19,503	101	1,994	15	116	5
EVELYN G. LOWERY @ CASCADE	7,538	716	9,236	17,828	78	1,722	78	805	13
FAIRBURN	5,262	576	2,672	9,906	71	1,139	0	0	0
GLADYS S. DENNARD @ SOUTH FULTON	11,276	962	12,548	18,574	126	2,623	76	1,155	7
HAPEVILLE	5,939	328	5,869	21,368	43	687	48	673	23
JOAN P. LOWERY @ PONCE DE LEON	35,701	1,620	20,701	24,597	75	1,032	9	93	2
KIRKWOOD	23,108	693	2,134	18,169	40	1,576	16	114	1
LOUISE WATLEY @ SOUTHEAST ATLANTA	6,925	290	9,484	11,749	169	1,176	24	276	0
MARTIN LUTHER KING, JR	300	198	3	0	1	5	0	0	0
MECHANICSVILLE	2,015	168	7,787	9,066	10	27	34	325	5
METROPOLITAN	15,519	608	11,510	19,188	82	1,082	125	1,192	0
MILTON	49,344	1,538	1,581	20,928	206	4,506	23	381	17
NORTHEAST/SPRUILL OAKS	33,533	876	1,973	17,742	103	2,237	37	660	28
NORTHSIDE	32,777	936	2,624	18,837	75	3,266	9	93	0
NORTHWEST @ SCOTTS CROSSING	9,065	429	6,412	19,658	59	1,099	22	406	0
OCEE	58,670	1,659	1,880	34,064	99	2,226	25	199	0
PALMETTO	5,235	293	1,065	7,424	40	690	44	933	0
PEACHTREE	6,605	683	1,195	4,770	6	139	0	0	0
ROSWELL	50,410	1,680	5,269	45,717	142	2,874	42	594	7
SANDY SPRINGS	61,090	1,953	11,143	59,078	167	2,821	21	247	31
WASHINGTON PARK	4,177	152	6,678	13,639	22	330	14	191	7
WEST END	3,924	294	5,387	14,189	23	161	28	221	2
WOLFCREEK	11,403	721	2,981	14,983	85	993	79	1,680	0
BRANCHES TOTAL	606,871	25,619	183,310	575,377	2,287	42,704	965	14,625	201
CENTRAL	9,197	1,669	48,007	110,266	395	11,409	87	2,348	38
VIRTUAL PROGRAMS	0	0	0	0	59	361	0	0	0
OUTREACH VIRTUAL PROGRAMS	11	90	0	0	21	1,244	0	0	0
AUBURN AVENUE RESEARCH	315	12	239	5,486	17	567	0	0	0
SYSTEM TOTAL	616,394	27,390	231,556	691,129	2,779	56,285	1,052	16,973	239

September 2024 Executive Summary – Charts

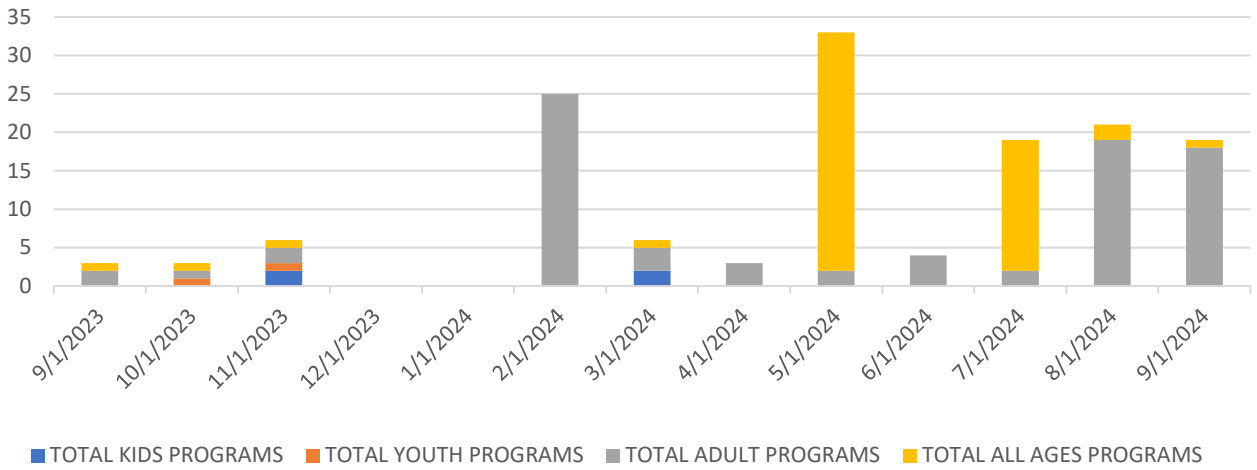


January 2022 virtual circulation and virtual circulation users numbers were revised upward due to Hoopla.

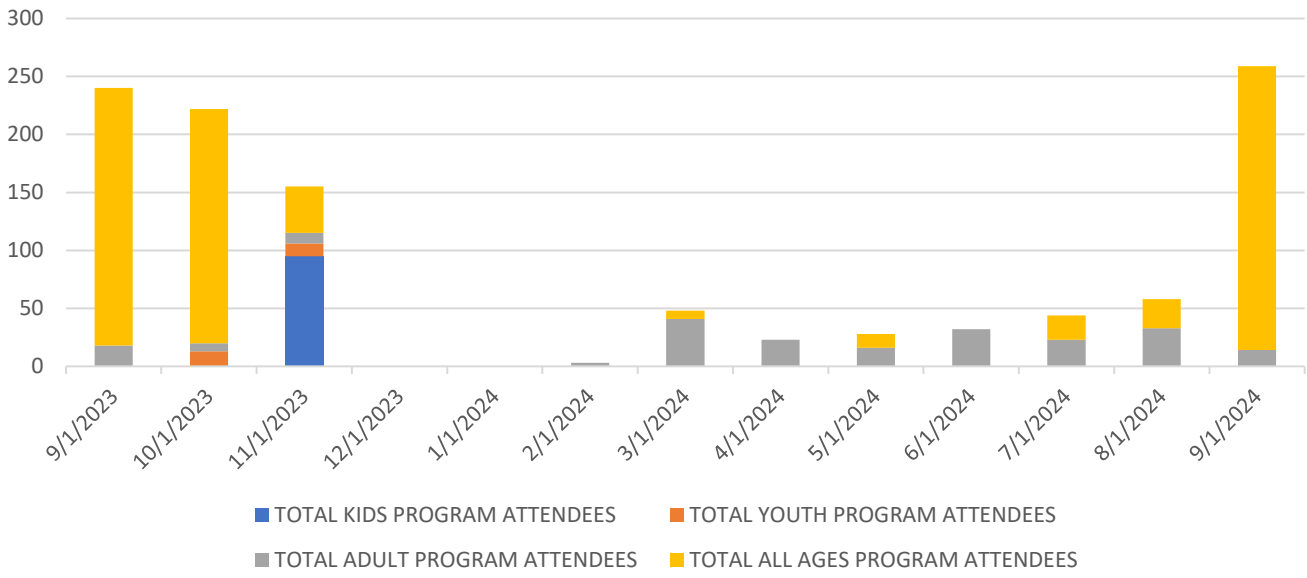
Virtual Circulation 2020 vs 2021 vs 2022 vs 2023 vs 2024



Virtual Programs




Virtual Program Attendance





INTEROFFICE MEMORANDUM

TO: Board of Trustees, Fulton County Library System

FROM: Gayle H. Holloman, Executive Director 

DATE: October 16, 2024

SUBJECT: Library Board of Trustees Meeting Schedule - 2025

Please note the following Library Board of Trustees Meeting dates for 2025. This is an action item on your October 23, 2024, agenda.

January 22, 2025

February 26, 2025

March 26, 2025

April 23, 2025

May 28, 2025

June 25, 2025

July 23, 2025

August 27, 2025

September 24, 2025

October 22, 2025

November 19, 2025*

December 17, 2025*

Board of Trustees meetings are held the 4th Wednesday of each month at 4:00 p.m. The *November and *December meeting will be held on the 3rd Wednesday at 4:00 p.m. due to the Fulton County holidays.

Thank you.

GHH/zrc



Fulton County Library System 2025 HOLIDAY/CLOSING CALENDAR

DATE	DAY OF THE WEEK	HOLIDAY	DESCRIPTION
January 1, 2025	Wednesday	New Year's Day Holiday	Holiday – Library Closed (Fulton County Closed)
January 20, 2025	Monday	Martin Luther King, Jr.	Holiday – Library Closed (Fulton County Closed)
February 17, 2025	Monday	President's Day	Holiday – Library Closed (Fulton County Closed)
April 20, 2025	Sunday	Easter	Holiday – Library Closed
May 26, 2025	Monday	Memorial Day	Holiday – Library Closed (Fulton County Closed)
June 19, 2025	Thursday	Juneteenth Day	Holiday – Library Closed (Fulton County Closed)
July 4, 2025	Friday	Independence Day	Holiday – Library Closed (Fulton County Closed)
September 1, 2025	Monday	Labor Day	Holiday – Library Closed (Fulton County Closed)
October 13, 2025	Monday	Staff Development Day	Library Closed Columbus Day
November 11, 2025	Tuesday	Veterans Day	Holiday – Library Closed (Fulton County Closed)
November 26, 2025	Wednesday	Thanksgiving Holiday	Library Closes at 6:00 p.m.
November 27, 2025	Thursday	Thanksgiving Day Holiday	Holiday – Library Closed (Fulton County Closed)
November 28, 2025	Friday	Thanksgiving Holiday	Holiday – Library Closed (Fulton County Closed)
December 24, 2025	Wednesday	Christmas Eve	Holiday – Library Closed (Fulton County Closed)
December 25, 2025	Thursday	Christmas Day Holiday	Holiday – Library Closed (Fulton County Closed)
December 31, 2025	Wednesday	New Year's Eve	Holiday – Library Closed (Fulton County Closed)
January 1, 2026	Thursday	New Year's Day Holiday	Holiday – Library Closed (Fulton County Closed)