



**FULTON  
COUNTY**  
LIBRARY  
SYSTEM

# **BOARD OF TRUSTEES**

MEETING  
INFORMATION PACKET

FEBRUARY 26, 2025



## TABLE OF CONTENTS

<b>TOPIC</b>	<b>PAGE#</b>
BOARD OF TRUSTEES MEETING AGENDA	3
DIRECTOR'S REPORT	4-7
MONTHLY FINANCIAL REPORT - TOTAL LIBRARY	8
MONTHLY FINANCIAL REPORT - BY ORG TYPE	9-11
MONTHLY FINANCIAL GRAPHS	12-15
MONTHLY USAGE SUMMARY	16-17
MONTHLY SYSTEM CIRCULATION STAT	18
MONTHLY SYSTEM STATS AT-A-GLANCE	19
MONTHLY SYSTEM STATS GRAPHS	20-21

FULTON COUNTY LIBRARY SYSTEM  
BOARD OF TRUSTEES MEETING  
FEBRUARY 26, 2025



*Revised*

**FULTON COUNTY LIBRARY SYSTEM  
BOARD OF TRUSTEES MEETING  
FEBRUARY 26, 2025 - 4:00 P.M.  
AGENDA**

- I. Call to Order
- II. Swearing In Ceremony - Tonya Grier, Clerk to the Commission
- III. Public Comments
- IV. Adoption of Agenda\* Doc. #25-06
- V. Approval of Minutes - December 18, 2024\* Doc. #25-01
- VI. Impact of the Friend's Group - Heather Staniszewski
- VII. Auburn Avenue Research Library - Victor Simmons, Manager
- VIII. Chairman's Report
- IX. Work Orders Report - Paul Kaplan
- X. Director's Reports - December Doc. #25-05
  - Library Services and Trends
  - Monthly Financial Report Doc. #25-03
  - Monthly Usage Summary Doc. #25-04
  - Library Closure Report - Quarterly
  - FCLS Look Ahead Events/Programs
- Director's Reports - January Doc. #25-09
  - Monthly Financial Report Doc. #25-07
  - Monthly Usage Summary Doc. #25-08
- XI. Unfinished Business
  - A. Central Library - Update
  - B. AFPL Foundation M.O.U. - Update
  - C. Rental Policy - Discussion
- XII. New Business
  - A. Alpharetta Library Naming Request - Discussion
  - B. East Point Library Naming Request - Discussion
- XIII. Appeal Hearing
- XIV. Adjournment

\*Action is anticipated on this item

**January 2025**

**Some Special Events/Happenings**

**East Point Library**

The East Point Library reopened for operations on Tuesday, January 28, 2025. The gathering was at an all-time high, with residents, business owners, County leaders, political leaders, the design and construction teams, as well as County and Library employees, in attendance. People of all ages welcomed the start of a new beginning for the beloved library branch. There are new and reimagined spaces within the enhanced library footprint which allows additional computer space; a training room; special teen space; and a great redesign of the children's spaces.

**Chair Pilates at the South Fulton Library**

Chair Pilates is the perfect workout for anyone looking to improve strength, flexibility, and overall well-being. Many attendees participated in a fun and effective exercise experience that's easy on the joints. Certified instructors guided participants through a series of low-impact movements and stretches, all from the comfort of a chair. They discovered that whether they are recovering from an injury, managing chronic pain, or simply seeking a gentle yet challenging workout, Chair Pilates is the ideal choice.

**Best Buy Teen Technology Center at Central Library**

Best Buy Teen Tech Center's Technology Day was held at the Central Library where participants learned to create stunning digital art, designed custom t-shirts to take home, brought ideas to life with 3D printing, and produced their own beats and tracks in the recording studio.

**Music at the Northeast Spruill Oaks Library**

A couple of standout programs were two fantastic musical performances. In the first, a pair of performers treated a large crowd of Johns Creek residents to Flamenco music and dance, while the Atlanta Orchestra of Chinese Music held a Lunar New Year concert for about 40 patrons.

**Robotics at the Sandy Springs Library**

Members of the Robo Brigade organized another amazing robotics workshop that drew over 250 eager future engineers and scientists. Attendees were given the chance to play with sophisticated robotics kits and create robots of their own. Several attendees even engaged in a friendly robotics competition.

**Helping Mama's Diaper Giveaway at Hapeville Library**

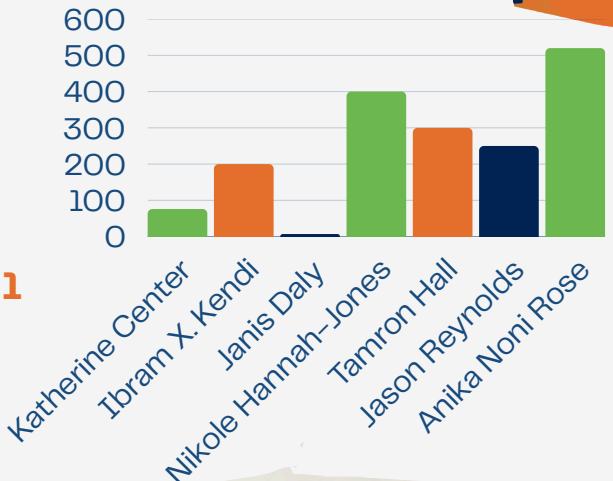
The Library's Social Services team held diaper giveaway at the Hapeville Library with 41 participants. It is a monthly program that has been very well received. It will expand to other locations, soon.

# Central Library 2024 Review

<b>AUTHOR</b>	Cheryl Small
<b>TITLE</b>	2024 Year Recap
<b>DATE DUE</b>	<b>BORROWER'S NAME</b>

## SIGNATURE PROGRAMS

Central Library hosted **7** signature programs during 2024; **6** in person and **1** virtual with a total of over **1,751** attendees.



School Visits  
40%



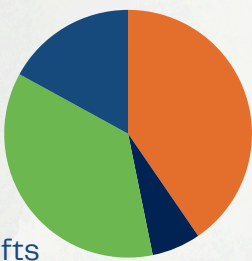
Outreach  
35%

Card Sign-Ups  
25%

## OUTREACH SERVICES

The Children's Department has had **50** school visits including library card sign-ups and storytimes/crafts. The Adult Department has had **3** outreach programs servicing over **144** patrons.

Tech/Genalogy  
17%



Exhibits  
40.4%

Arts & Crafts  
36.2%

Outreach  
6.4%

## ADULT PROGRAMMING

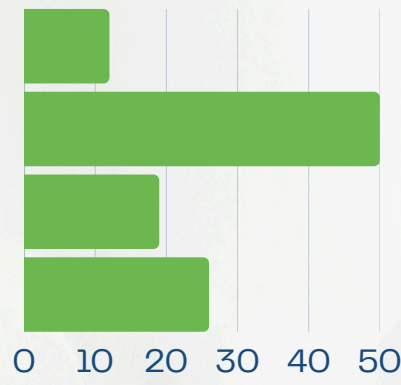
In 2024, we had **8** Adult Technology/Genealogy Classes with **76** participants, **17** Arts & Crafts programs with **484** participants, **19** exhibits with **2,250** guests, and **3** outreach programs servicing **144** patrons.

Arts & Crafts

Outreach

SRP

Storytimes



## CHILDREN'S PROGRAMMING

In 2024, we had **12** arts & crafts programs and **26** storytimes with **463** attendees, **19** Summer Reading Program events with over **732** attendees, and **50** school visits to local schools as well as Boy's & Girl's Clubs.

## 5th Floor Meeting Room & Basement Auditorium

The 5th Floor Meeting Room has had **8** bookings with **542** guests and the basement auditorium has had **16** bookings with **1,371** guests in 2024. Logging **116** hours used and **87** staff hours spent on events for both spaces.

## BBTTC

The Best Buy Teen Tech Center has served over **1,228** individual teens and hosted **30** programs in 2024.



## BBTTC HOME SCHOOL

In 2024, BBTTC has held **232** weekly home school technology classes.



# Central Library's 2024 Signature Programs

<b>AUTHOR</b>	Cheryl Small
<b>TITLE</b>	2024 Year Recap
<b>DATE DUE</b>	<b>BORROWER'S NAME</b>



**ANIKA NONI ROSE**

In 2024, Central Library hosted 7 signature programs, 6 in person and 1 virtual, **Katherine Center** and **Ibram X. Kendi** in January, **Janis R. Daly** in March, **Nikole Hannah-Jones** in June, **Tamron Hall** in September, and **Jason Reynolds** and **Anika Noni Rose** in October.



**KATHERINE CENTER**



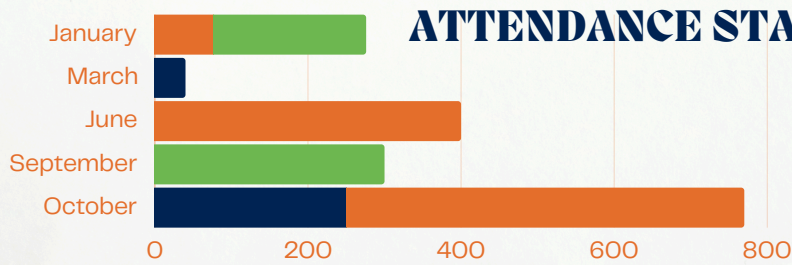
**JASON REYNOLDS**



**TAMRON HALL**



**JANIS R. DALY**



Over **1,751** attendees in total during 2024.



**NIKOLE HANNAH-JONES**



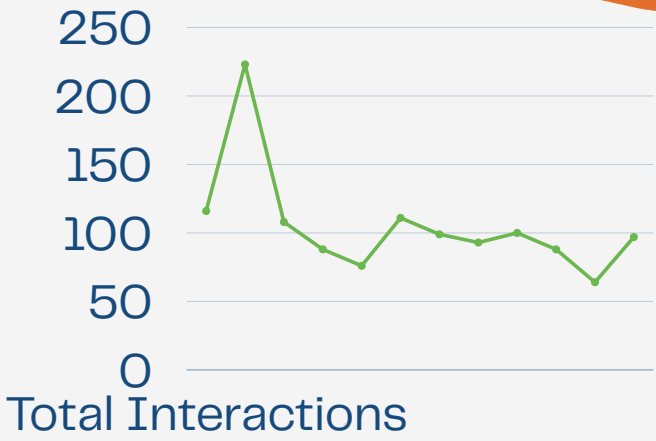
**IBRAM X. KENDI**

# Central Library 2024 Review

<b>AUTHOR</b>	Cheryl Small
<b>TITLE</b>	2024 Year Recap
<b>DATE DUE</b>	<b>BORROWER'S NAME</b>

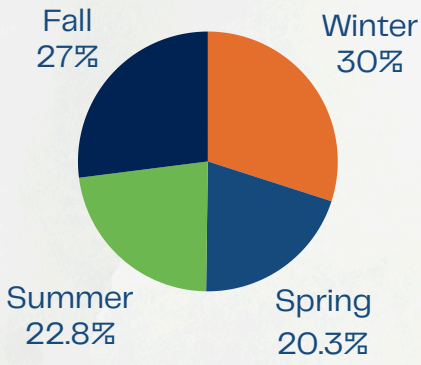
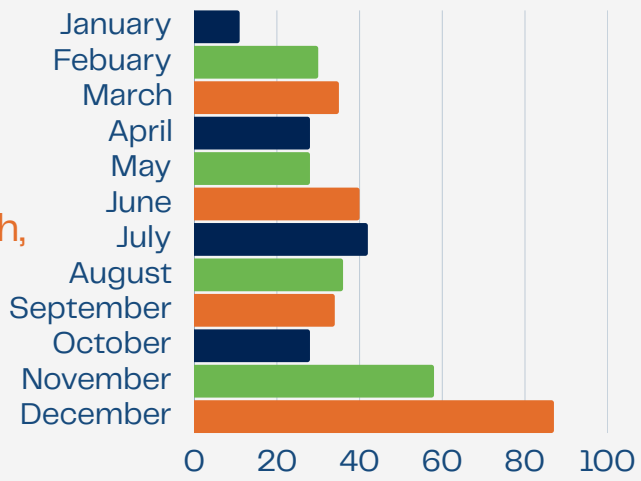
## ASK-A-LIBRARIAN

In 2024, our Ask-A-Librarian department had **3,589** total interactions on LibAnswers.



## GED TESTING

In 2024, the GED Testing Center administered **459** tests: **11** in January, **30** in February, **35** in March, **28** in April, **28** in May, **40** in June, **42** in July, **36** in August, **34** in September, **28** in October, **58** in November, and **87** in December.



### GED TEST TAKERS

The GED Testing Center had **237** unduplicated test takers: **9** in January, **26** in February, **21** in March, **12** in April, **15** in May, **19** in June, **20** in July, **15** in August, **14** in September, **19** in October, **31** in November, and **36** in December.



### GED GRADUATES

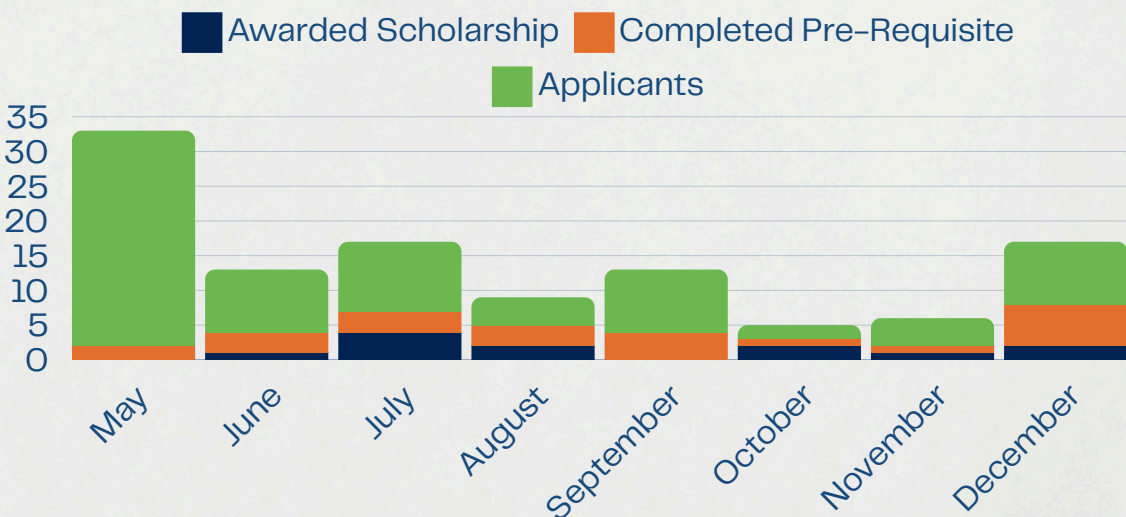
In 2024, we had **40** GED Graduates: **2** in January, **1** in February, **3** in March, **0** in April, **3** in May, **4** in June, **4** in July, **3** in August, **3** in September, **2** in October, **7** in November, and **8** in December.

## Career Online High School

Our Career Online High School Program began accepting students in May 2024 receiving a steady number of applicants each month. As of December 31st, 2024, we had **10** active students and **2** graduates.

## COHS PROGRAM STATS

Since the start of the program, we had **78** applicants, **24** applicants who completed the prerequisite, and **12** awarded scholarship.



**FULTON COUNTY LIBRARY SYSTEM**  
**MONTHLY FINANCIAL REPORT - TOTAL LIBRARY**

AS OF JANUARY 31, 2025

Doc #25-07

SERVICE TYPE	2025 BUDGET	JANUARY	2025 YTD	2025 YTD	2025 YTD	2025 YTD	BUDGET
TYPE	ALLOCATION	EXPENDITURES	EXPENDITURES	ENCUMBRANCES	COMMITTED	% COMMITTED	BALANCE
REG SALARY	15,874,775	1,144,730	1,144,730	-	1,144,730	7%	14,730,045
SALARIES-OVERTIME	5,000	369	369	-	369	7%	4,631
PART TIME SALARY	676,539	36,432	36,432	-	36,432	5%	640,107
BENEFITS	8,122,523	585,730	585,730	-	585,730	7%	7,536,793
BOOKS	3,252,621	12,671	12,671	887,699	900,370	28%	2,352,251
OFFICE EQUIP. REPAIR	61,057	-	-	42,657	42,657	70%	18,400
EQUIPMENT	140,561	8,101	8,101	1,047	9,148	7%	131,413
OFFICE FURNITURE	5,538	1,727	1,727	-	1,727	31%	3,811
PROFESSIONAL SERV	26,800	-	-	-	-	0%	26,800
COPIER MACHINE	176,000	-	-	-	-	0%	176,000
SUPPLIES	166,847	37,908	37,908	1,305	39,213	24%	127,634
COMPUTER HARDWARE	651,400	-	-	-	-	0%	651,400
RENT	286,750	-	-	21,381	21,381	7%	265,369
OTHER SERVICES	486,636	33,834	33,834	2,472	36,306	7%	450,330
TRAVEL/CONFERENCE	11,500	-	-	-	-	0%	11,500
HOPITALITY	44,643	6,793	6,793	-	6,793	15%	37,850
VEHICLE MAINTENANCE	30,511	-	-	-	-	0%	30,511
GENERAL INSURANCE	622,596	51,883	51,883	-	51,883	8%	570,713
ARTS-CFS	750	-	-	-	-	0%	750
<b>TOTAL</b>	<b>30,643,047</b>	<b>1,920,178</b>	<b>1,920,178</b>	<b>956,562</b>	<b>2,876,740</b>	<b>9%</b>	<b>27,766,307</b>



**FULTON COUNTY LIBRARY SYSTEM**  
**MONTHLY FINANCIAL REPORT - BY ORG TYPE - JANUARY**

AS OF JANUARY 31, 2025

ORGANIZATION	SERVICE TYPE	2025 BUDGET	JANUARY	2025 YTD	2025 YTD	2025 YTD	2025 YTD	BUDGET
TYPE	DESCRIPTION	ALLOCATION	EXPENDITURE	EXPENDITURE	ENCUMBRANCES	COMMITTED	% COMMITTED	BALANCE
PUBLIC SERVICE	REG SALARY	12,066,585	841,805	841,805	-	841,805	7%	11,224,780
	SALARIES-OVERTIME	5,000	369	369	-	369	7%	4,631
	PART TIME SALARY	676,539	36,432	36,432	-	36,432	5%	640,107
	BENEFITS	6,193,664	440,178	440,178	-	440,178	7%	5,753,486
	BOOKS	2,442,762	12,671	12,671	887,699	900,370	37%	1,542,392
	OFFICE EQUIP. REPAIR	61,057	-	-	42,657	42,657	70%	18,400
	EQUIPMENT	96,390	4,390	4,390	-	4,390	5%	92,000
	OFFICE FURNITURE	3,106	1,295	1,295	-	1,295	42%	1,811
	PROFESSIONAL SERV	20,000	-	-	-	-	0%	20,000
	COPIER MACHINE	175,000	-	-	-	-	0%	175,000
	SUPPLIES	58,412	12,523	12,523	-	12,523	21%	45,889
	RENT	286,750	-	-	21,381	21,381	7%	265,369
	OTHER SERVICES	216,641	14,188	14,188	-	14,188	7%	202,453
	HOSPITALITY EXPENSE	25,252	1,422	1,422	-	1,422	6%	23,830
	VEHICLE MAINTENANCE	2,000	-	-	-	-	0%	2,000
	GENERAL INSURANCE	404,826	33,736	33,736	-	33,736	8%	371,091
	ARTS-CFS	750	-	-	-	-	0%	750
<b>Total</b>		<b>22,734,734</b>	<b>1,399,009</b>	<b>1,399,009</b>	<b>951,738</b>	<b>2,350,746</b>	<b>10%</b>	<b>20,383,988</b>

**FULTON COUNTY LIBRARY SYSTEM**  
**MONTHLY FINANCIAL REPORT - BY ORG TYPE - JANUARY**

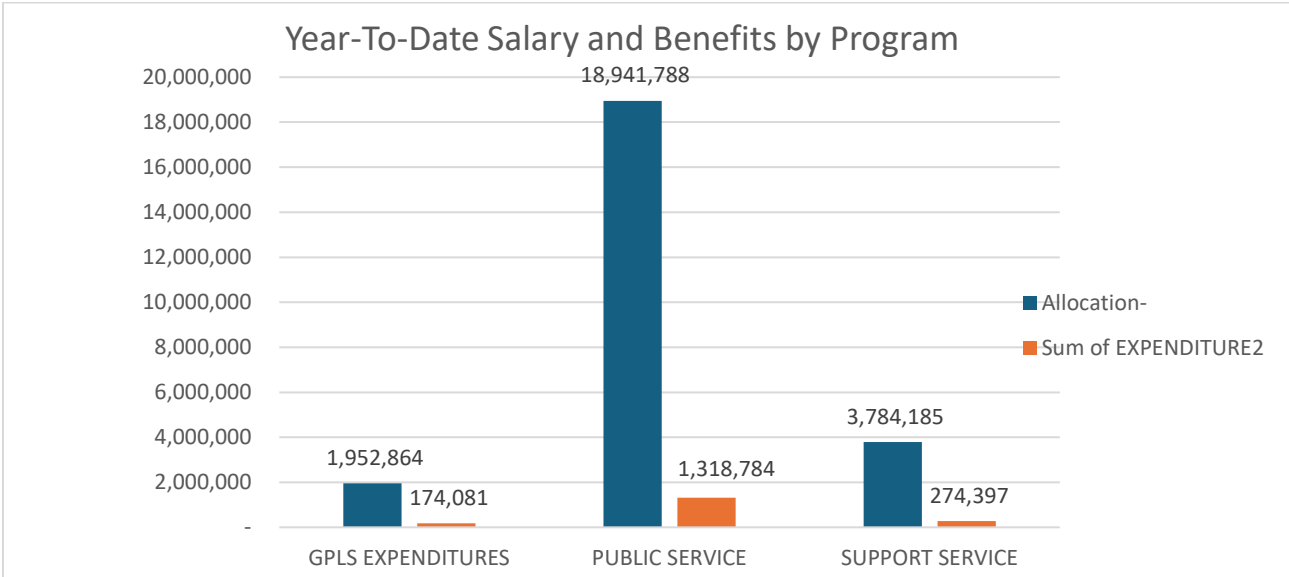
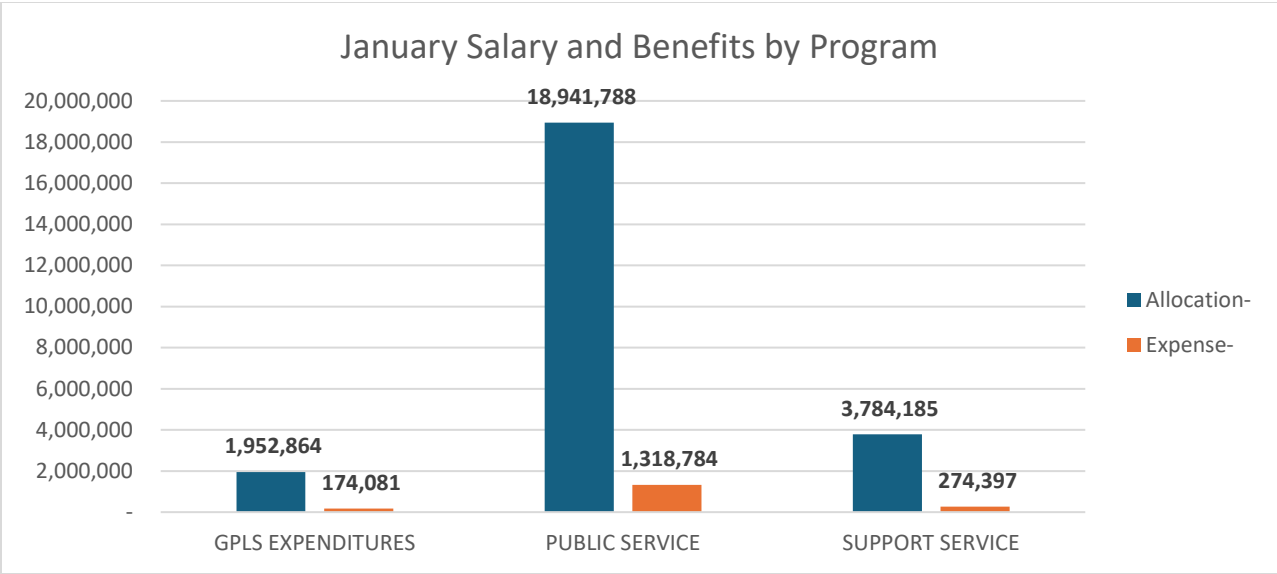
AS OF JANUARY 31, 2025

ORGANIZATION	SERVICE TYPE	2025 BUDGET	JANUARY	2025 YTD	2025 YTD	2025 YTD	2025 YTD	BUDGET
TYPE	DESCRIPTION	ALLOCATION	EXPENDITURE	EXPENDITURE	ENCUMBRANCES	COMMITTED	% COMMITTED	BALANCE
SUPPORT SERVICE	REG SALARY	2,493,605	182,084	182,084	-	182,084	7%	2,311,521
	BENEFITS	1,290,580	92,313	92,313	-	92,313	7%	1,198,267
	EQUIPMENT	44,171	3,711	3,711	1,047	4,758	11%	39,413
	OFFICE FURNITURE	2,432	432	432	-	432	18%	2,000
	PROFESSIONAL SERV	6,800	-	-	-	-	0%	6,800
	COPIER MACHINE	1,000	-	-	-	-	0%	1,000
	SUPPLIES	108,435	25,385	25,385	1,305	26,690	25%	81,745
	COMPUTER HARDWARE	651,400	-	-	-	-	0%	651,400
	OTHER SERVICES	269,995	19,645	19,645	2,472	22,118	8%	247,877
	TRAVEL/CONFERENCE	11,500	-	-	-	-	0%	11,500
	HOPITALITY	19,391	5,371	5,371	-	5,371	28%	14,020
	VEHICLE MAINTENANCE	28,511	-	-	-	-	0%	28,511
	GENERAL INSURANCE	217,770	18,148	18,148	-	18,148	8%	199,623
<b>Total</b>		<b>5,145,590</b>	<b>347,088</b>	<b>347,088</b>	<b>4,824</b>	<b>351,913</b>	<b>7%</b>	<b>4,793,677</b>

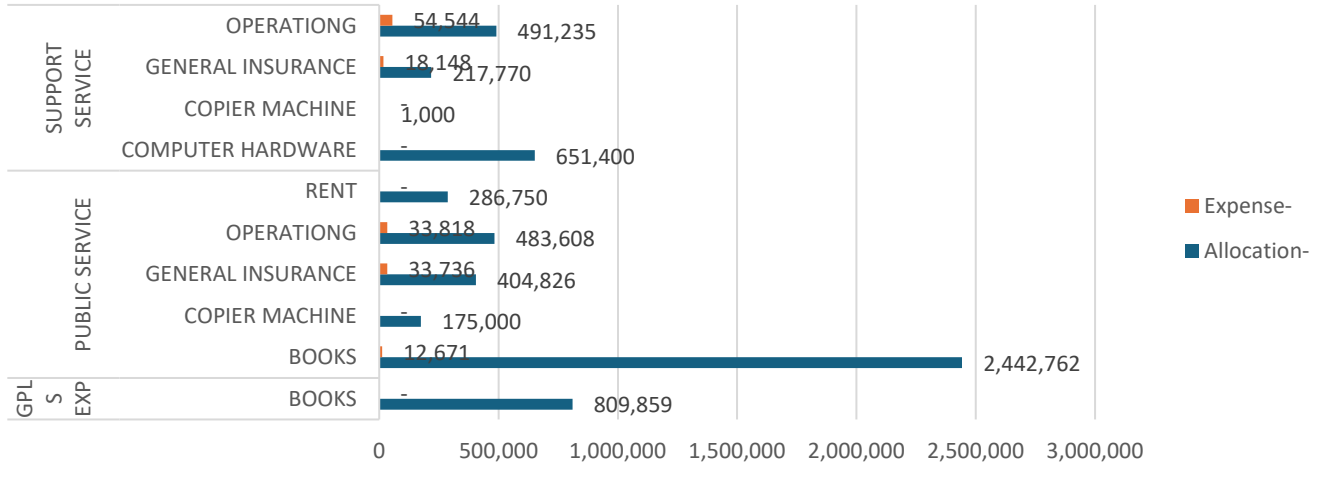
**FULTON COUNTY LIBRARY SYSTEM**  
**MONTHLY FINANCIAL REPORT - BY ORG TYPE - JANUARY**

**AS OF JANUARY 31, 2025**

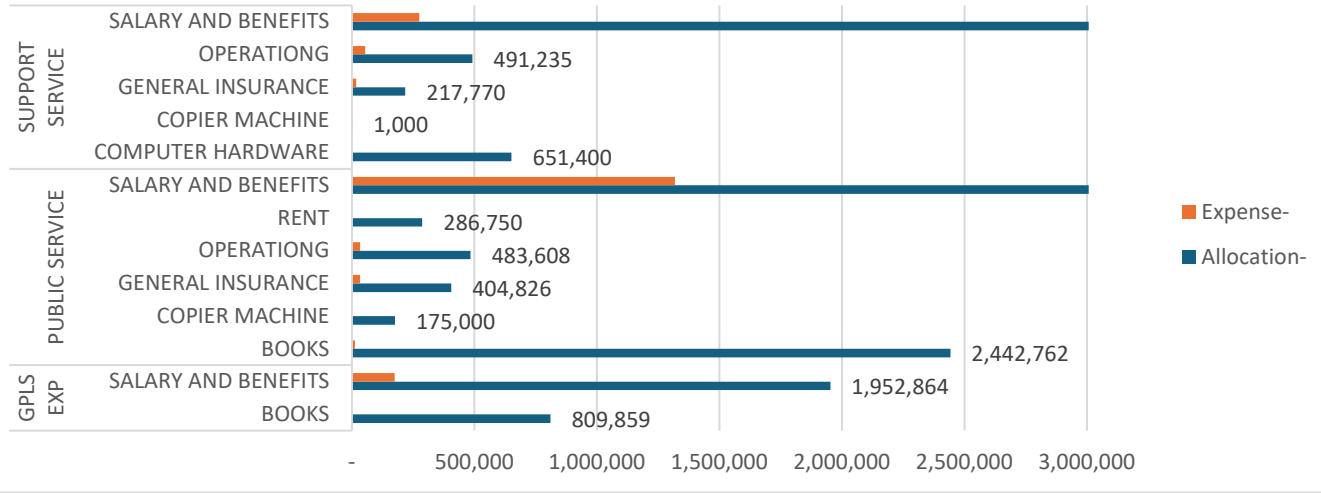
ORGANIZATION	SERVICE TYPE	2025 BUDGET	JANUARY	2025 YTD	2025 YTD	2025 YTD	2025 YTD	BUDGET
TYPE	DESCRIPTION	ALLOCATION	EXPENDITURE	EXPENDITURE	ENCUMBRANCES	COMMITTED	% COMMITTED	BALANCE
GPLS EXPENDITURES	REG SALARY	1,314,585	120,841	120,841	-	120,841	9%	1,193,744
	BENEFITS	638,279	53,240	53,240	-	53,240	8%	585,039
	BOOKS	809,859	-	-	-	-	0%	809,859
<b>Total</b>		<b>2,762,723</b>	<b>174,081</b>	<b>174,081</b>	<b>-</b>	<b>174,081</b>	<b>6%</b>	<b>2,588,642</b>



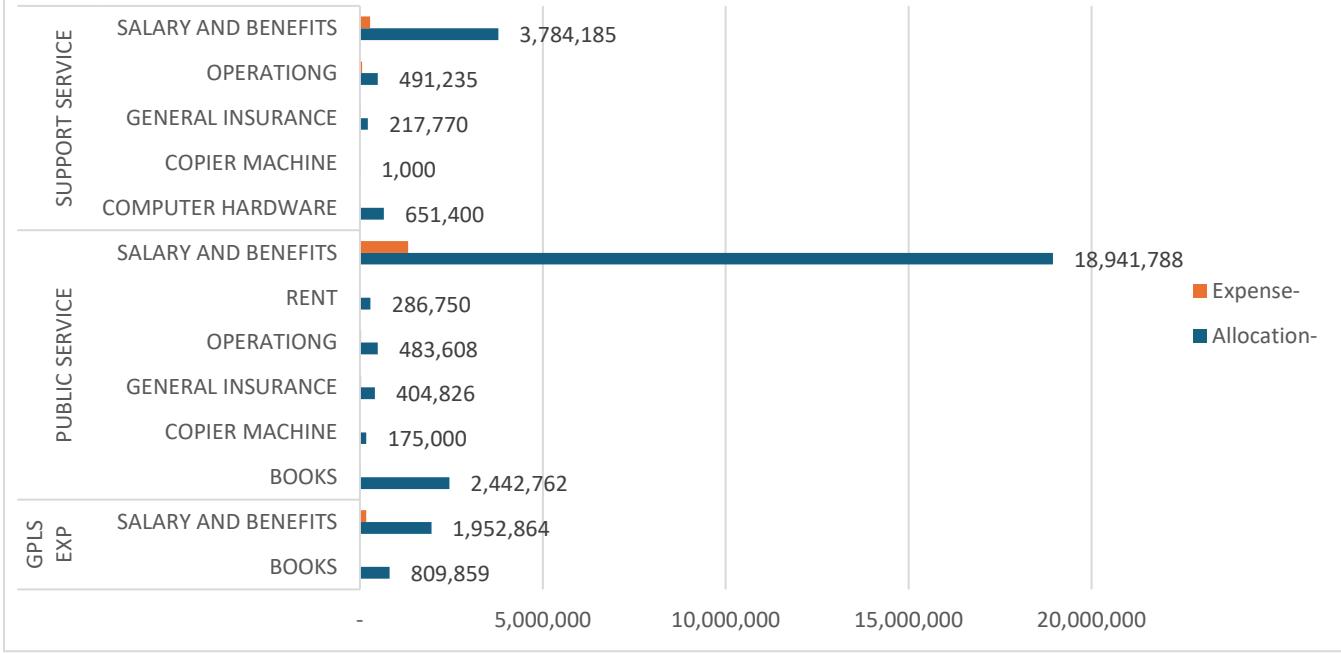
### January Operating Expenses by Program



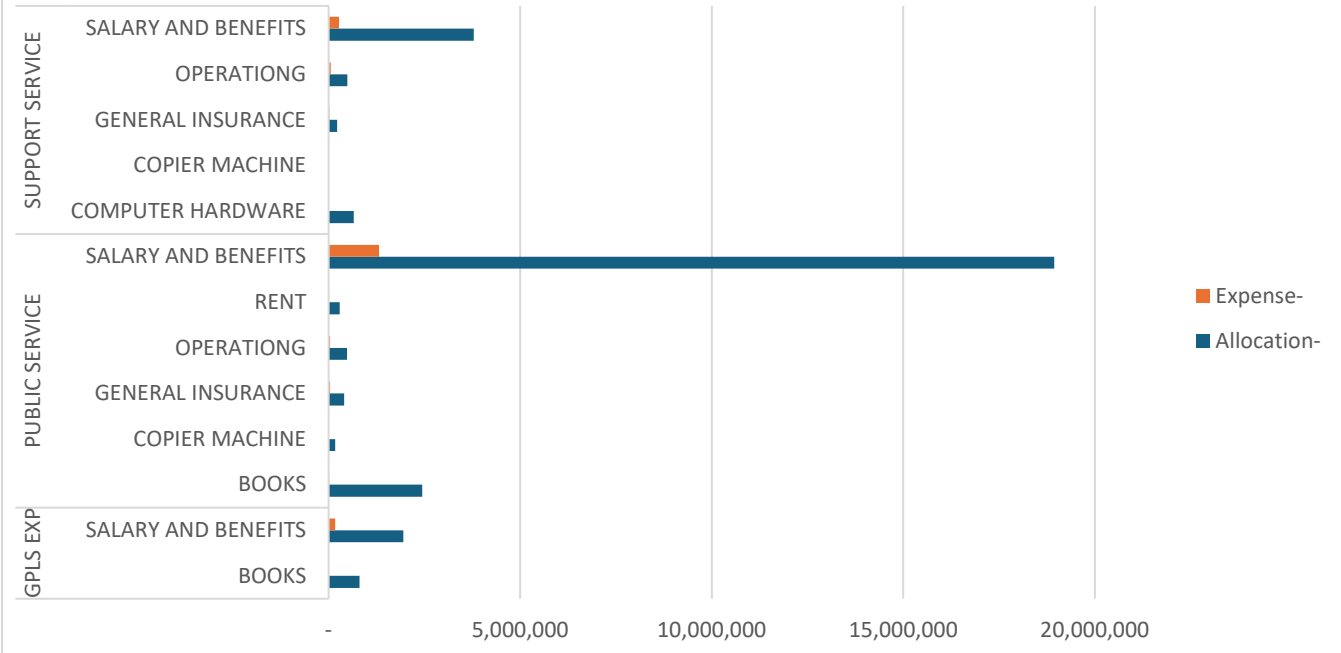
### Year-To-Date Operating Expenses By Program



### Total Expenses by Program



### Grand Total Year-To-Date Expenses by Program



## Monthly Usage Summary - January 2025

Doc. #25-04

Activity and Description	2025	YTD	2024	YTD	YTD % +/-
<b>Circulation</b>					
Total number of items checked out of the library	180662	180662	198580	198580	-9%
<b>Holds</b>					
Number of requests by patrons	50,050	50050	54270	54270	-8%
<b>Visits</b>					
Number of people entering a library for any reason	150859	150859	161036	161036	-6%
<b>Computer/Internet Usage</b>					
Number of computer sessions (Internet access and office software)	64214	64214	66078	66078	-3%
Number of hours of computer use	25,573	25573	26887	26887	-5%
<b>Web Page Visits</b>					
Number of times people have visited the library's websites	1368712	1368712	1412741	1412741	-3%
<b>Web Visitors</b>					
Number of people who visited the library's websites	212,574	212574	222795	222795	-5%
<b>Virtual Circulation</b>					
Number of materials downloaded or streamed	190303	190303	172136	172136	11%
<b>Virtual Circulation Users</b>					
Number of people who downloaded or streamed	39353	39353	35901	35901	10%
<b>Children's programs</b>					
Library sponsored programs offered for children (birth - 12)	208	208	252	252	-17%
Number of people attending programs	4933	4933	5988	5988	-18%
<b>Teen Programs</b>					
Library sponsored programs offered for teens (13 - 17)	41	41	86	86	-52%
Number of people attending programs	379	379	1096	1096	-65%
<b>Adult Programs</b>					
Library sponsored programs offered for adults (18 + )	299	299	239	239	25%
Number of people attending programs	2999	2999	3107	3107	-3%
<b>Programs - Total</b>					
Library sponsored programs offered (includes all-ages not counting)	650	650	713	713	-9%
Number of people attending programs	11125	11125	17150	17150	-35%
<b>Meeting Rooms</b>					
Non-library sponsored meetings or activities scheduled	303	303	306	306	-1%
Number of people attending meetings or activities	5147	5147	4805	4805	7%



## January 2025 Executive Write Up

There have been technical issues with the gate PCs at Auburn, Dogwood, East Atlanta, Fairburn, Kirkwood, Palmetto, Roswell, and South Fulton. We have active requests with IT and the vendor, are waiting on their help to resolve the issues. Once the issues are resolved, the visits for past months will be reported.

Cleveland Avenue and Peachtree were closed to the public during the January reporting period.

Some of our January Hoopla statistics are not reported by the vendor until later in February. Once we receive these numbers, there will be a slight adjustment to the January virtual circulation numbers to reflect that addition.

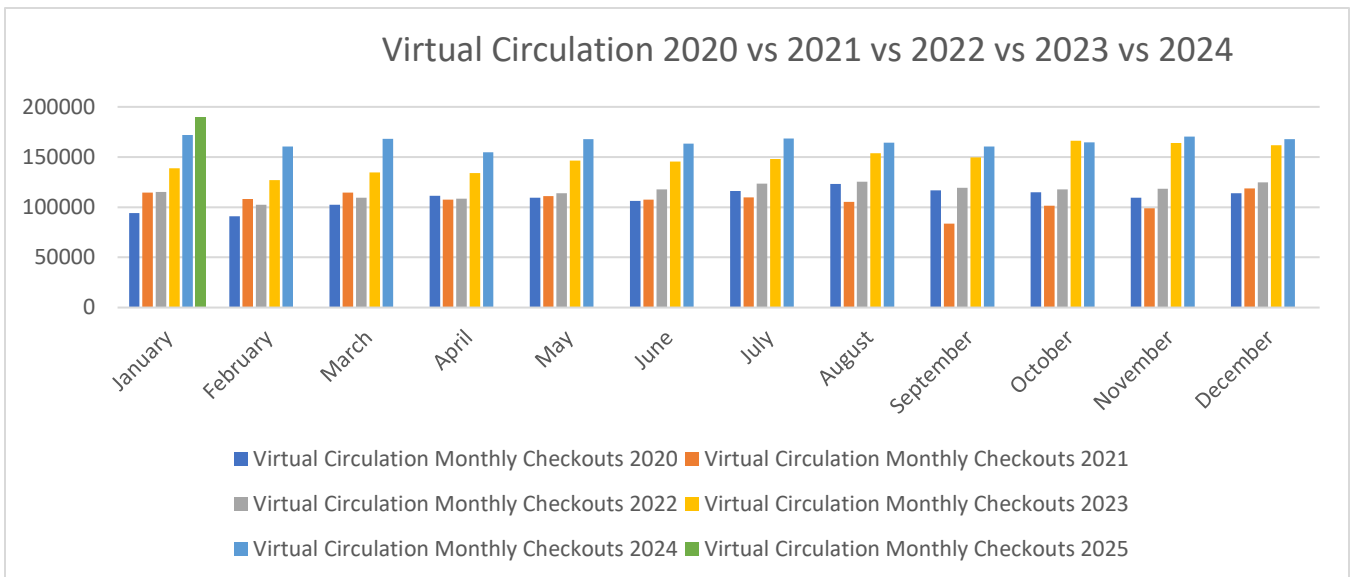
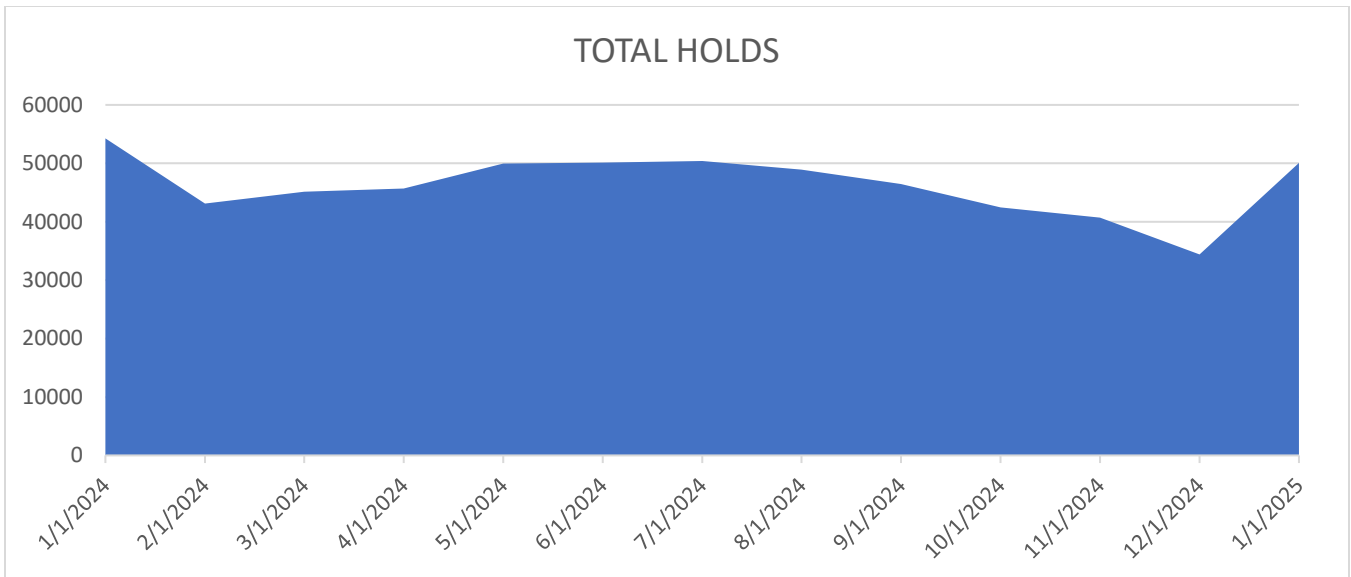
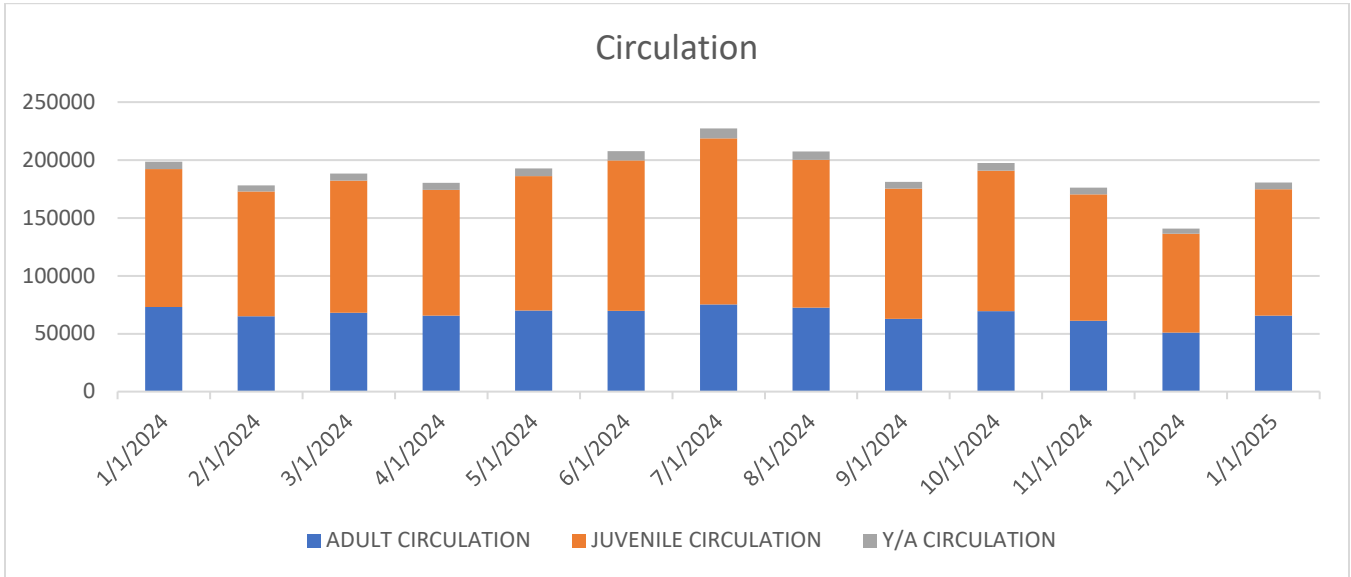
## Fulton County Library System Circulation Stats - January 2025

AGENCY NAME	ADULT	JUVENILE	Y/A	OTHER	Month-2025 TOTAL	Month-2024 TOTAL	INCREASE/ DECREASE	PERCENT CHANGE	YTD 2025 CIRC	YTD 2024 CIRC	INCREASE/ DECREASE	PERCENT CHANGE
ADAMS PARK	295	612	46	0	953	1016	-63	-6.20%	953	1,016	-63	-6.20%
ADAMSVILLE/COLLIER HEIGHTS	538	409	66	0	1013	1475	-462	-31.32%	1,013	1,475	-462	-31.32%
ALPHARETTA	5614	11732	601	1	17948	19983	-2035	-10.18%	17,948	19,983	-2,035	-10.18%
BUCKHEAD	4793	5746	193	1	10733	10418	315	3.02%	10,733	10,418	315	3.02%
CLEVELAND AVE	5	1	0	0	6	25	-19	-76.00%	6	25	-19	-76.00%
COLLEGE PARK	763	991	101	2	1857	2142	-285	-13.31%	1,857	2,142	-285	-13.31%
DOGWOOD	233	269	51	0	553	961	-408	-42.46%	553	961	-408	-42.46%
EAST ATLANTA	2114	3768	147	3	6032	6631	-599	-9.03%	6,032	6,631	-599	-9.03%
EAST POINT	111	62	7	0	180	205	-25	-12.20%	180	205	-25	-12.20%
EAST ROSWELL	4481	7073	269	10	11833	12930	-1097	-8.48%	11,833	12,930	-1,097	-8.48%
EVELYN G. LOWERY @ CASCADE	991	1144	123	0	2258	2029	229	11.29%	2,258	2,029	229	11.29%
FAIRBURN	698	1032	54	0	1784	1704	80	4.69%	1,784	1,704	80	4.69%
GLADYS S. DENNARD @ SOUTH FULTON	1063	1409	116	0	2588	3012	-424	-14.08%	2,588	3,012	-424	-14.08%
HAPEVILLE	824	733	93	1	1651	1890	-239	-12.65%	1,651	1,890	-239	-12.65%
JOAN P. GARNER @ PONCE DE LEON	5001	5834	381	14	11230	11147	83	0.74%	11,230	11,147	83	0.74%
KIRKWOOD	1884	4227	123	1	6235	5634	601	10.67%	6,235	5,634	601	10.67%
LOUISE WATLEY @ SOUTHEAST ATLANTA	825	1122	128	0	2075	2151	-76	-3.53%	2,075	2,151	-76	-3.53%
MARTIN LUTHER KING, JR	295	345	22	0	662	886	-224	-25.28%	662	886	-224	-25.28%
MECHANICSVILLE	234	257	61	0	552	692	-140	-20.23%	552	692	-140	-20.23%
METROPOLITAN	1348	3419	94	2	4863	5585	-722	-12.93%	4,863	5,585	-722	-12.93%
MILTON	4490	8964	412	5	13871	16271	-2400	-14.75%	13,871	16,271	-2,400	-14.75%
NORTHEAST/SPRUILL OAKS	2642	6539	450	3	9634	10558	-924	-8.75%	9,634	10,558	-924	-8.75%
NORTHSIDE	3225	6264	298	3	9790	10545	-755	-7.16%	9,790	10,545	-755	-7.16%
NORTHWEST @ SCOTTS CROSSING	1263	2011	85	4	3363	3981	-618	-15.52%	3,363	3,981	-618	-15.52%
OCEE	4885	11960	775	5	17625	17723	-98	-0.55%	17,625	17,723	-98	-0.55%
PALMETTO	440	784	26	1	1251	1407	-156	-11.09%	1,251	1,407	-156	-11.09%
PEACHTREE	424	178	10	0	612	4636	-4024	-86.80%	612	4,636	-4,024	-86.80%
ROSWELL	5415	8315	318	9	14057	14955	-898	-6.00%	14,057	14,955	-898	-6.00%
SANDY SPRINGS	6435	9558	398	3	16394	19323	-2929	-15.16%	16,394	19,323	-2,929	-15.16%
WASHINGTON PARK	402	706	30	4	1142	1315	-173	-13.16%	1,142	1,315	-173	-13.16%
WEST END	562	867	61	0	1490	1395	95	6.81%	1,490	1,395	95	6.81%
WOLFCREEK	965	2281	165	0	3411	3072	339	11.04%	3,411	3,072	339	11.04%
<b>BRANCHES TOTAL</b>	<b>63258</b>	<b>108612</b>	<b>5704</b>	<b>72</b>	<b>177646</b>	<b>195697</b>	<b>-18051</b>	<b>-9.22%</b>	<b>177,646</b>	<b>195,697</b>	<b>-18,051</b>	<b>-9.22%</b>
CENTRAL	2208	570	168	5	2951	2832	119	4.20%	2,951	2,832	119	4.20%
OUTREACH SERVICES	3	0	0	0	3	3	0	0	3	3	0	0.00%
AUBURN AVENUE RESEARCH	62	0	0	0	62	48	14	29.17%	62	48	14	29.17%
<b>SYSTEM TOTAL</b>	<b>65531</b>	<b>109182</b>	<b>5872</b>	<b>77</b>	<b>180662</b>	<b>198580</b>	<b>-17918</b>	<b>-9.02%</b>	<b>180,662</b>	<b>198,580</b>	<b>-17,918</b>	<b>-9.02%</b>

## FULTON COUNTY SYSTEM STATS AT A GLANCE - January 2025

AGENCY NAME	TOTAL CIRCULATION	TOTAL REGISTRATIONS	COMPUTER USAGE	LIBRARY VISITS	NUMBER OF PROGRAMS	PROGRAM ATTENDANCE	NUMBER OF MEETINGS	MEETING ATTENDANCE	VOTER REGISTRATIONS
ADAMS PARK	953	89	2640	3,711	0	0	4	39	0
ADAMSVILLE/COLLIER HEIGHTS	1013	101	2963	3,316	16	68	2	22	0
ALPHARETTA	17,948	718	1198	7,581	30	770	14	450	0
BUCKHEAD	10,733	832	2060	8,976	38	1001	16	472	0
CLEVELAND AVE	6	17	0	0	0	0	0	0	0
COLLEGE PARK	1,857	150	3384	14,983	8	46	5	54	0
DOGWOOD	553	74	1021	0	10	33	3	27	1
EAST ATLANTA	6,032	389	1100	0	9	55	6	81	0
EAST POINT	180	145	192	1301	0	0	0	0	0
EAST ROSWELL	11,833	332	480	5,381	27	398	8	63	3
EVELYN G. LOWERY @ CASCADE	2,258	296	2374	5,337	13	232	24	287	0
FAIRBURN	1,784	215	815	799	9	44	15	55	8
GLADYS S. DENNARD @ SOUTH FULTON	2,588	232	2544	0	43	556	15	125	3
HAPEVILLE	1,651	99	1195	992	11	106	18	203	0
JOAN P. LOWERY @ PONCE DE LEON	11,230	643	5388	6,216	15	150	4	45	0
KIRKWOOD	6,235	254	871	0	14	340	2	24	0
LOUISE WATLEY @ SOUTHEAST ATLANTA	2,075	86	1972	1485	22	55	6	60	0
MARTIN LUTHER KING, JR	662	133	364	830	11	15	11	15	0
MECHANICSVILLE	552	48	2181	2,387	0	0	6	71	0
METROPOLITAN	4,863	211	3290	4,850	22	337	26	288	0
MILTON	13,871	370	496	5,447	54	1076	13	192	2
NORTHEAST/SPRUILL OAKS	9,634	321	411	4,852	31	508	13	190	0
NORTHSIDE	9,790	320	532	5,672	19	935	7	82	0
NORTHWEST @ SCOTTS CROSSING	3,363	147	1493	5,517	18	122	5	73	0
OCEE	17,625	543	485	9,504	15	321	7	165	0
PALMETTO	1,251	63	321	0	18	129	10	165	0
PEACHTREE	612	215	0	0	0	0	0	0	0
ROSWELL	14,057	557	1248	751	48	868	13	209	0
SANDY SPRINGS	16,394	816	2735	16,421	48	1732	1	6	1
WASHINGTON PARK	1142	58	2028	3,614	10	93	2	30	2
WEST END	1,490	110	1750	728	11	47	4	78	0
WOLFCREEK	3,411	195	942	3,580	21	243	17	550	0
<b>BRANCHES TOTAL</b>	<b>177,646</b>	<b>8,779</b>	<b>48,473</b>	<b>124,231</b>	<b>591</b>	<b>10,280</b>	<b>277</b>	<b>4,121</b>	<b>20</b>
CENTRAL	2,951	524	15654	26,628	53	675	26	1026	12
VIRTUAL PROGRAMS					3	170			
OUTREACH VIRTUAL PROGRAMS	3	1	0	0	0	0	0	0	0
AUBURN AVENUE RESEARCH	62	2	87	0	3	0	0	0	0
<b>SYSTEM TOTAL</b>	<b>180,662</b>	<b>9,306</b>	<b>64,214</b>	<b>150,859</b>	<b>650</b>	<b>11,125</b>	<b>303</b>	<b>5,147</b>	<b>32</b>

# January 2025 Executive Summary – Charts



January 2022 virtual circulation and virtual circulation users' numbers were revised upward due to Hoopla. \* We received updated November circulation numbers from a vendor. We've updated the November 2024 report. We originally reported that the number of materials downloaded or streamed was 170197, that has been updated to 170291.

